



U.S. Department of Energy
Office of Civilian Radioactive Waste Management



Waste Package and Clad Temperature in the Presence of Drift Collapse Material

Presented to:
Nuclear Waste Technical Review Board

Presented by:
Ernest Hardin
Sandia National Laboratories

January 28, 2009
Las Vegas, NV

Waste Package and Clad Temperature with Drift Collapse Outline

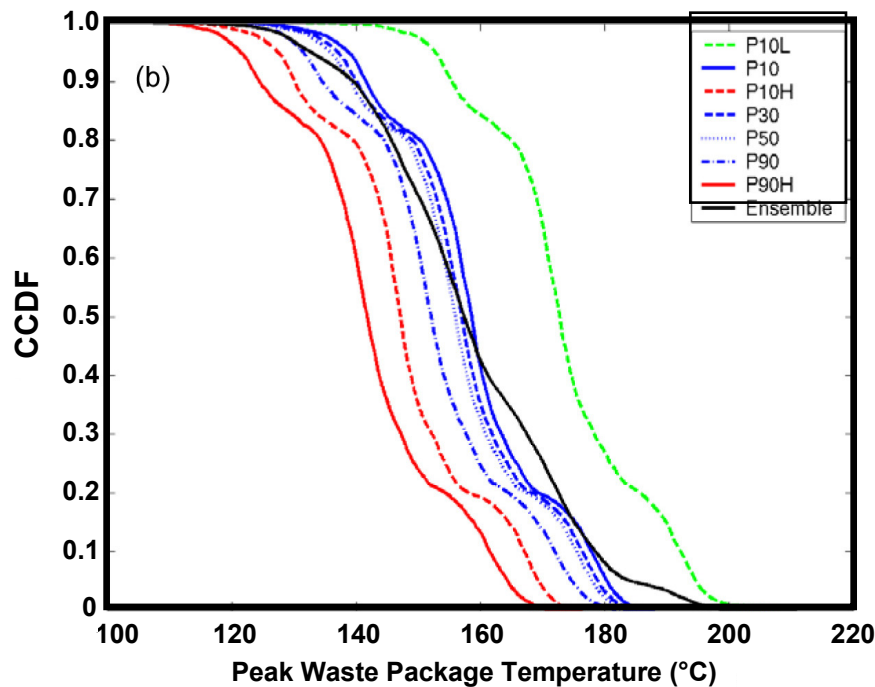
- **Range of postclosure peak waste package temperatures ***
 - Uncollapsed
 - Complete collapse
 - Partial collapse
- **Waste package internal temperature**
- **Probabilistic analysis of drift collapse and waste package temperature, for screening features, events & processes (FEPs)**
- **Summary**
 - * **Hottest commercial spent fuel will be in transportation-aging-disposal (TAD) canisters**



Waste Package and Clad Temperature with Drift Collapse Peak Waste Package Temperature - Uncollapsed

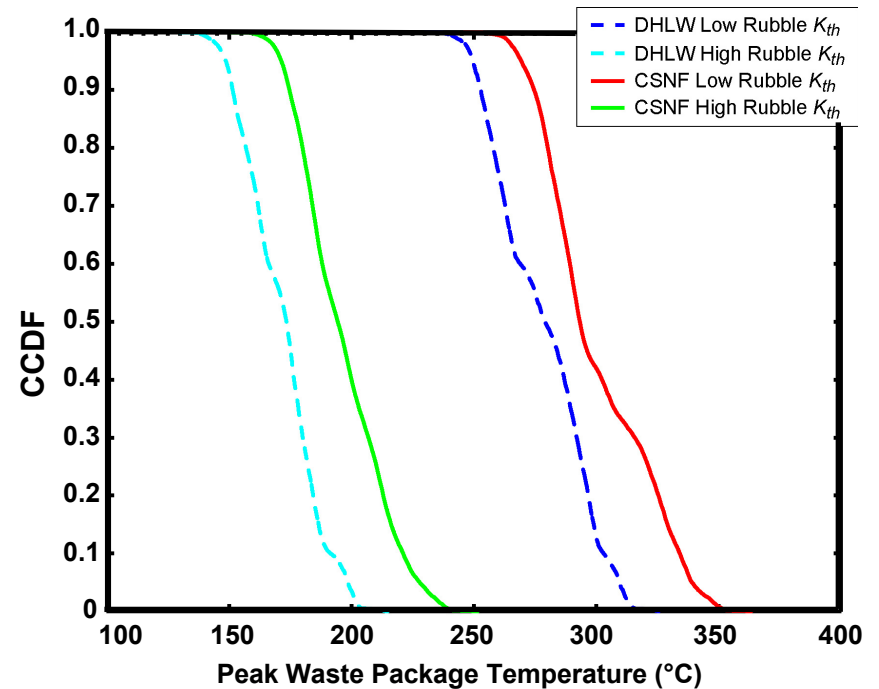
- Multiscale model input to total system performance assessment (TSPA)

Uncollapsed Results by Percolation/Rock Thermal Conductivity Group



ANL-EBS-MD-000049 Rev. 03 AD2, Fig. 6.3-77[b]

Collapsed Results by Waste Package Category

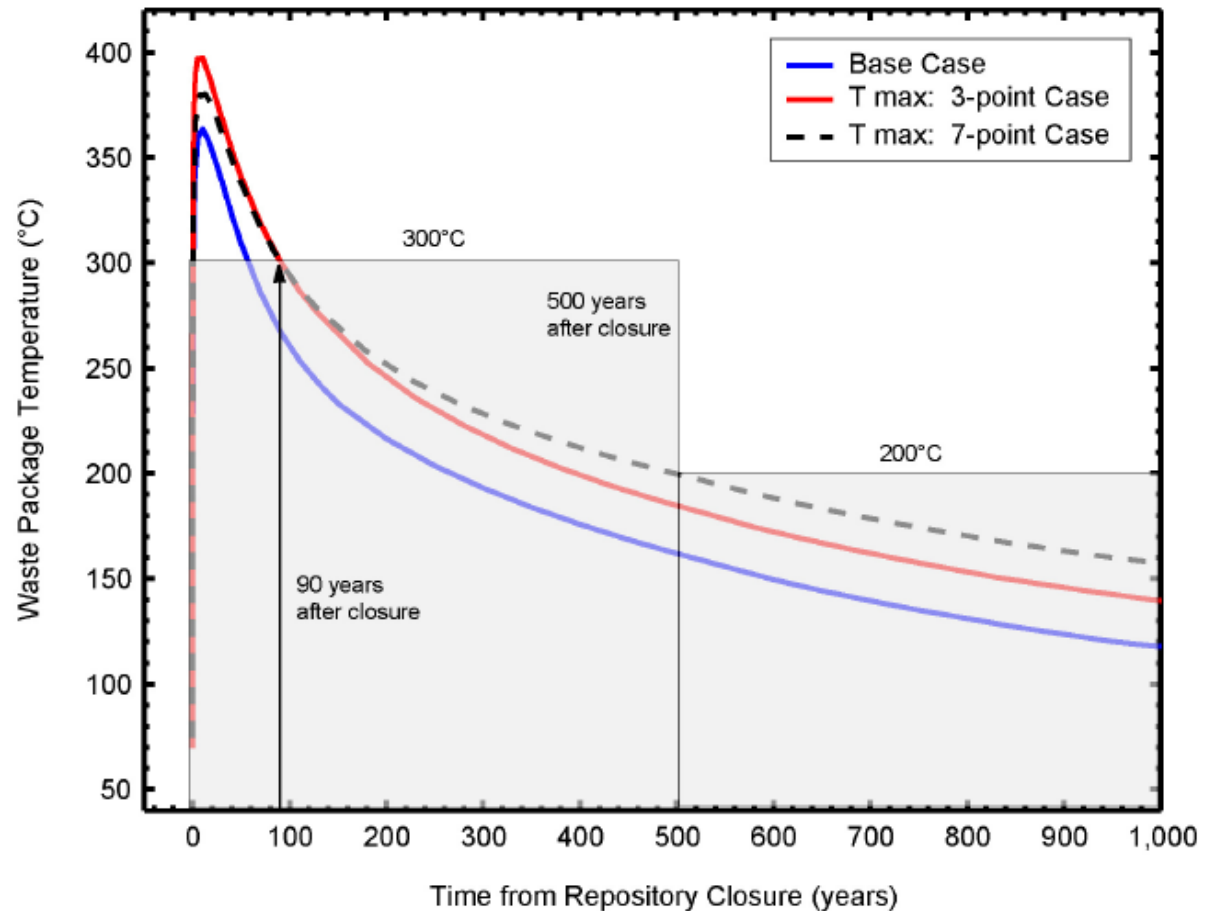


ANL-NBS-HS-000057 Rev. 00, Fig. 6.4.2-29



Waste Package and Clad Temperature with Drift Collapse Range of Design Thermal Loading

- Temperature-time window for Alloy 22 phase separation (FEP 2.1.11.06.0A)
- Hottest package $T > 300^{\circ}\text{C}$ only if drift collapse occurs < 90 years after closure
 - Base case
 - Hottest segments from loading study
- Probability of $T > 300^{\circ}\text{C}$ is less than 10^{-4} for seismically induced collapse



ANL-NBS-HS-000057 Rev. 00, Fig. 6.4.2-28



Waste Package and Clad Temperature with Drift Collapse Internal Waste Package Peak Temperature

- **Intact Waste Package Configuration**
 - Postclosure and preclosure heat transfer are similar
 - Internal temperature depends on power output and outer wall temperature
- **TAD Canister Thermal Specification (Preclosure)**

Power (kW)	Canister Wall (°F) (°C)	
11.8	525	274
18.0	450	232
25.0	358	181

} Maintains Cladding
 $T \leq 350^{\circ} \text{C}$

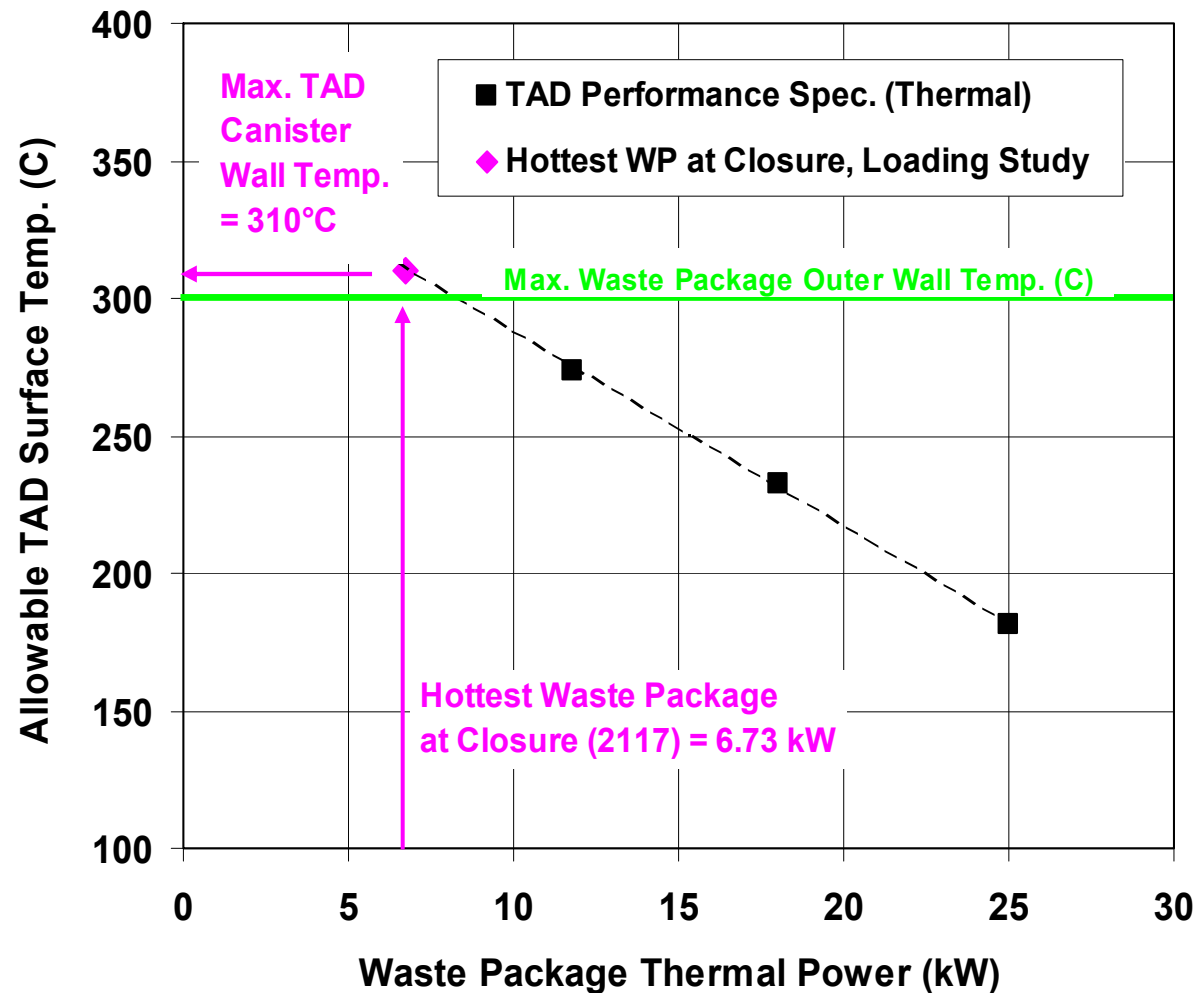
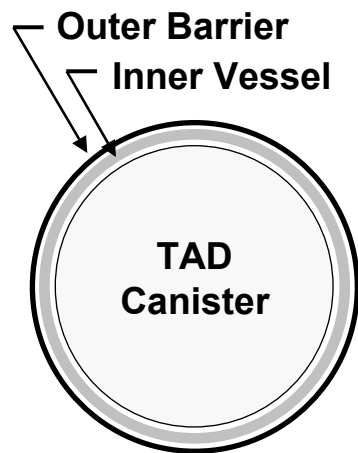
- **Hottest Waste Package at Closure**
 - Estimated Limiting Waste Stream (ELWS): 6.73 kW at closure
 - Extrapolating gives allowable TAD canister wall $T < 310^{\circ}\text{C}$ (or higher for less heat output)



Source: ANL-NBS-HS-000057 Rev. 00, Section 6.1.6

Waste Package and Clad Temperature with Drift Collapse Internal Waste Package Peak Temperature

$\Delta T \sim 10^\circ\text{C}$ (310 minus 300°C) is available to propagate 6.73 kW to the waste package outer surface



Waste Package and Clad Temperature with Drift Collapse Postclosure Temperature Summary

- **Thermal models show that waste package temp. < 300°C, and cladding temp. < 350°C....**
- **Except for drift collapse within 90 years after closure**
 - **Thermally sensitive FEPs, e.g., thermal sensitization of Alloy 22 (300°C is an approximate limit)**
- **Seismic ground motion is the major cause for rockfall or collapse**
 - **Possible outcomes: no significant rockfall, or partial or complete collapse**
 - **Single-event seismic probabilities apply for 90 years**



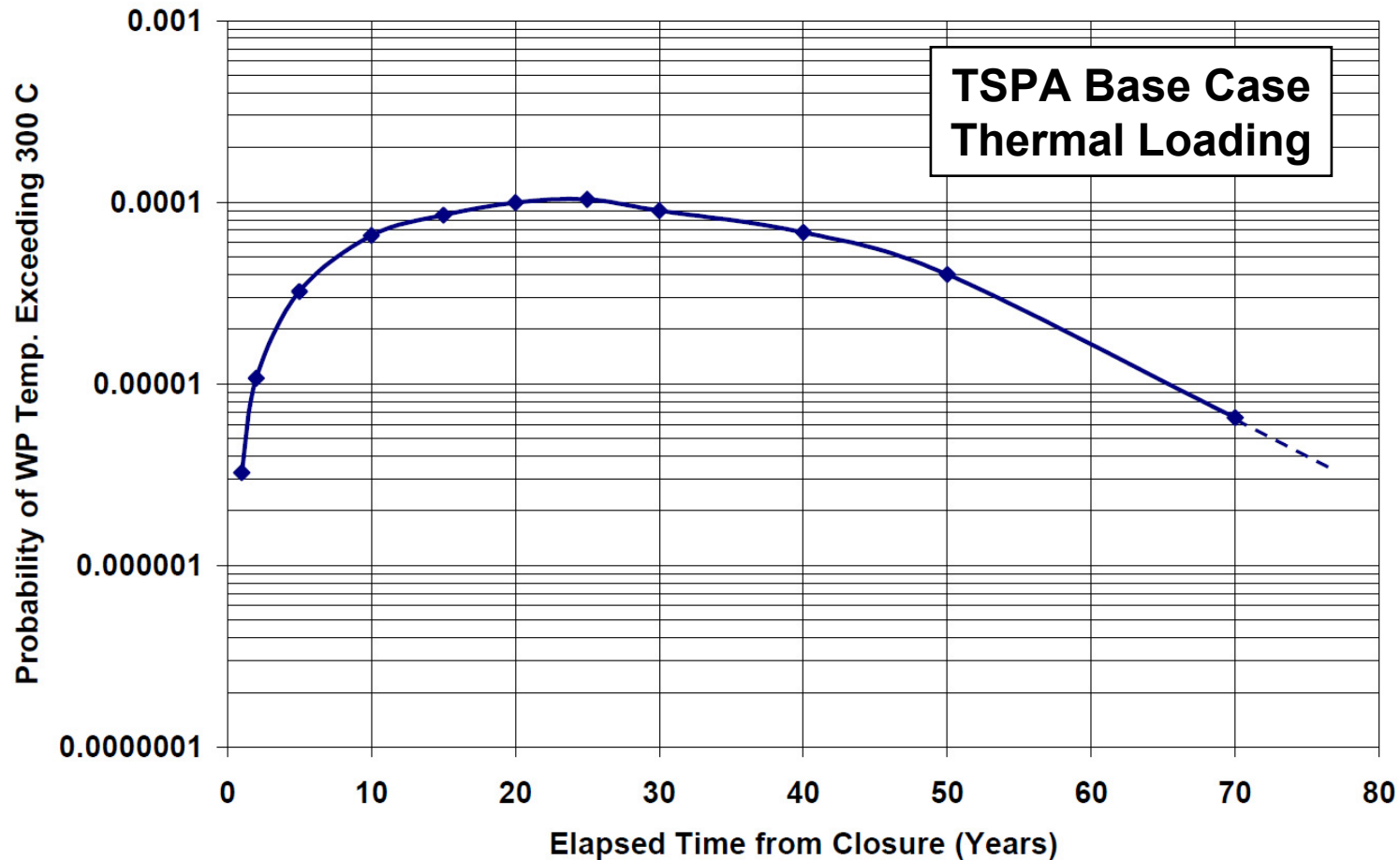
Waste Package and Clad Temperature with Drift Collapse Probabilistic Analysis Approach

- **Implement seismic consequence abstraction for rockfall volume**
 - Monte Carlo realization for seismic events in 90 years
- **Thermal-hydrologic modeling of partial collapse (rubble volume from 1.26 to 83.36 m³/m)**
 - Weighted sampling of 10th percentile, mean, and 90th percentile of host rock K_{th}
 - Use average 10th percentile percolation flux
- **Sampling of effective thermal conductivity (K_{th}) for collapse debris**



Waste Package and Clad Temperature with Drift Collapse Probabilistic Analysis Results

Probability of the Hottest Waste Package Exceeding 300 C Conditioned on a Single Seismic Event Occurring at up to 90 yr After Closure (4×10^6 Realizations)



Source: ANL-NBS-HS-000057 Rev. 00, Fig. 6.5-1

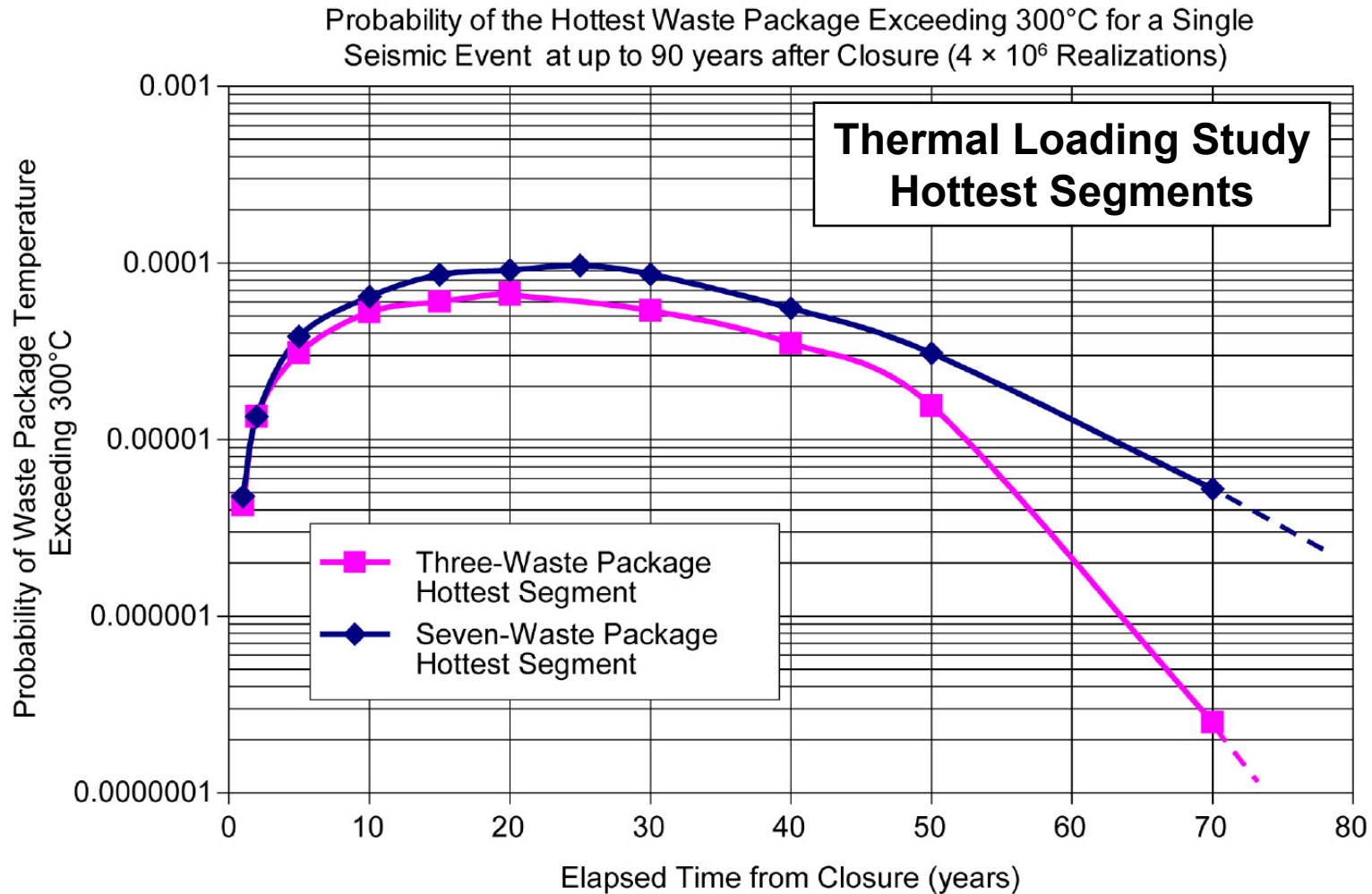


U.S. DEPARTMENT OF ENERGY • OFFICE OF CIVILIAN RADIOACTIVE WASTE MANAGEMENT

LL_YMHardin_NWTRB_WPCladTemp_012809



Waste Package and Clad Temperature with Drift Collapse Probabilistic Analysis Results (Continued)



Source: ANL-NBS-HS-000057 Rev. 00, Fig. 6.5-2

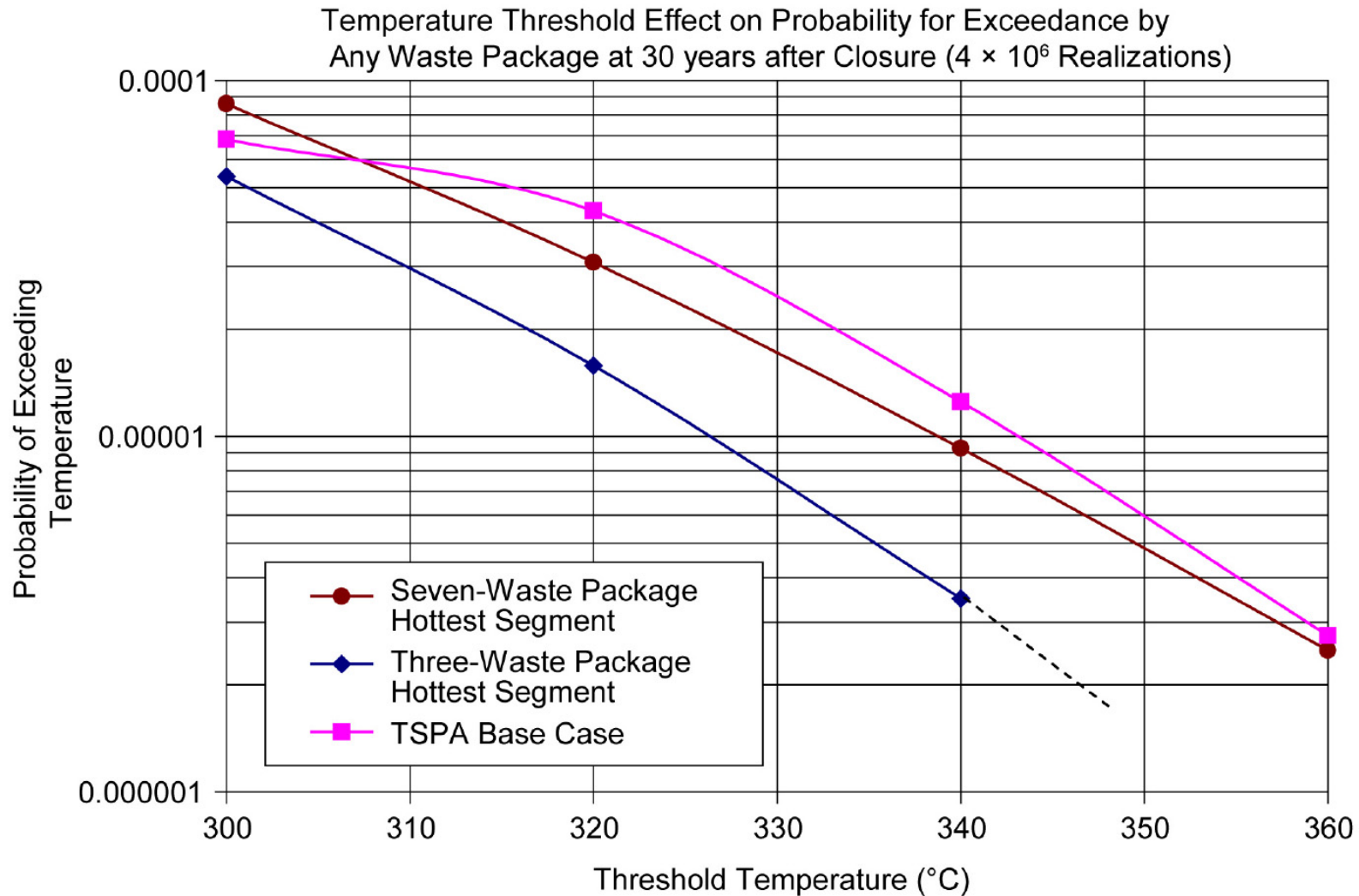


U.S. DEPARTMENT OF ENERGY • OFFICE OF CIVILIAN RADIOACTIVE WASTE MANAGEMENT

LL_YMHardin_NWTRB_WPCladTemp_012809



Waste Package and Clad Temperature with Drift Collapse Probabilistic Analysis Results (Continued)



Source: ANL-NBS-HS-000057 Rev. 00, Fig. 6.5-3



Waste Package and Clad Temperature with Drift Collapse Probabilistic Analysis (Continued)

- **Conservatisms in drift collapse thermal modeling**
 - **Collapse debris volume and effective K_{th} are uncorrelated (greater bulking will produce larger voids, and thus greater heat transfer)**
 - **Heat transfer by thermal convection is not included in the Multiscale model or probabilistic analysis**
 - **Stratification of debris is not included—debris in the upper part of the cavity may be more coarse, and transmissive**



Waste Package and Clad Temperature with Drift Collapse Summary

- **Waste package temperature (T_{WP}) $< 300^{\circ}\text{C}$ and cladding temperature $< 350^{\circ}\text{C}$**
 - Except for drift collapse within 90 years after closure
- **Probabilistic analysis: $P\{T_{WP} > 300^{\circ}\text{C}\} \leq 10^{-4}$**
 - Probability decreases steeply for $T_{WP} > 300^{\circ}\text{C}$
- **Conservatism was used in probabilistic analysis**
 - Thermal convection was not included
- **Limited thermal impact of drift collapse on TSPA**
- **FEPs are only incrementally sensitive to peak temperature $> 300^{\circ}\text{C}$**

