

# LABORATORY EXPERIMENTS TO UNDERSTAND COUPLED PROCESSES IN CLAY-BASED BARRIERS UNDER HIGH TEMPERATURE

María Victoria Villar  
CIEMAT, Madrid (Spain)

UNITED STATES NUCLEAR WASTE TECHNICAL REVIEW BOARD

Summer 2022 Board Meeting

Arlington-online, September 13-14, 2022



GOBIERNO  
DE ESPAÑA

MINISTERIO  
DE CIENCIA  
E INNOVACIÓN


**Ciemat**

Centro de Investigaciones  
Energéticas, Medioambientales  
y Tecnológicas

- **BACKGROUND:** PROCESSES IN THE BUFFER, ITS CHARACTERISTICS AND WHAT WE KNOW ABOUT THE EFFECT OF TEMPERATURE
- THE EUROPEAN **HITEC PROJECT**
- DIFFERENT APPROACHES TO **TEST THE EFFECT OF TEMPERATURE ON THE BUFFER IN THE LABORATORY**

# BUFFER CHARACTERISTICS

- Bentonite (expansive, smectite-rich material, can retain elements in its structure)
- Mixtures of bentonite and aggregates: crushed granite, basalt, quartz, zeolytes, graphite
- They can be prepared in the form of compacted blocks or as mixtures of pellets and powder or pellets of different sizes
- Blocks can be compacted from the material with its hygroscopic water content or previously mixed with water: different initial degrees of saturation
- In the same barrier only blocks, pellets (vertical configuration) or combinations of both can be used



Pellets

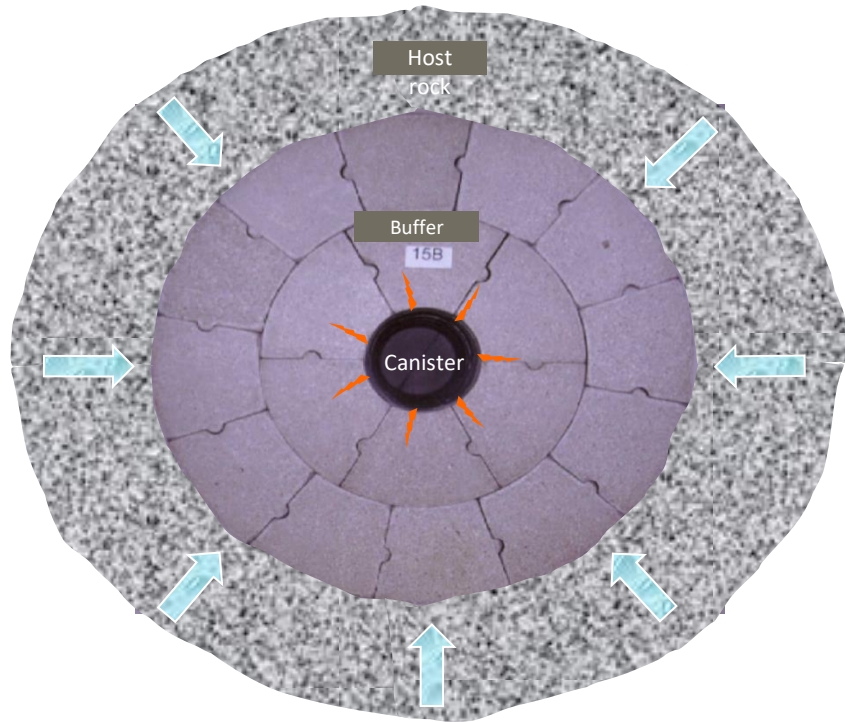


Pellets/powder mixture



Different-size pellets

# THE BARRIER DURING THE TRANSIENT STAGE

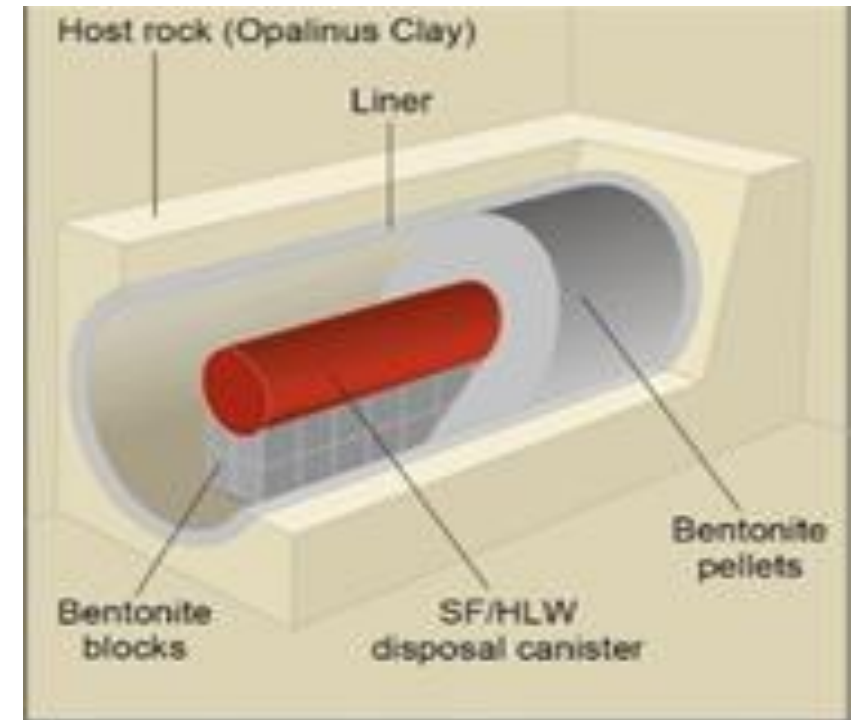


## Hydration:

- Development of swelling pressure
- Sealing of voids, microstructural reorganisation
- Compression of air in pores
- Dissolution/advection of chemical species  
→ changes in pore water composition
- Exchange reactions

## Heating:

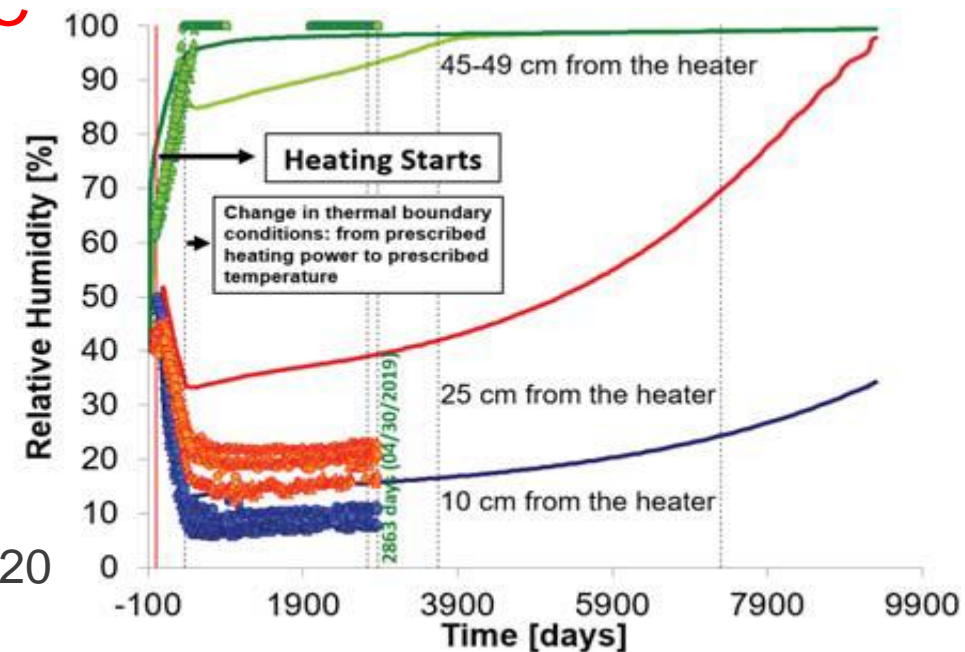

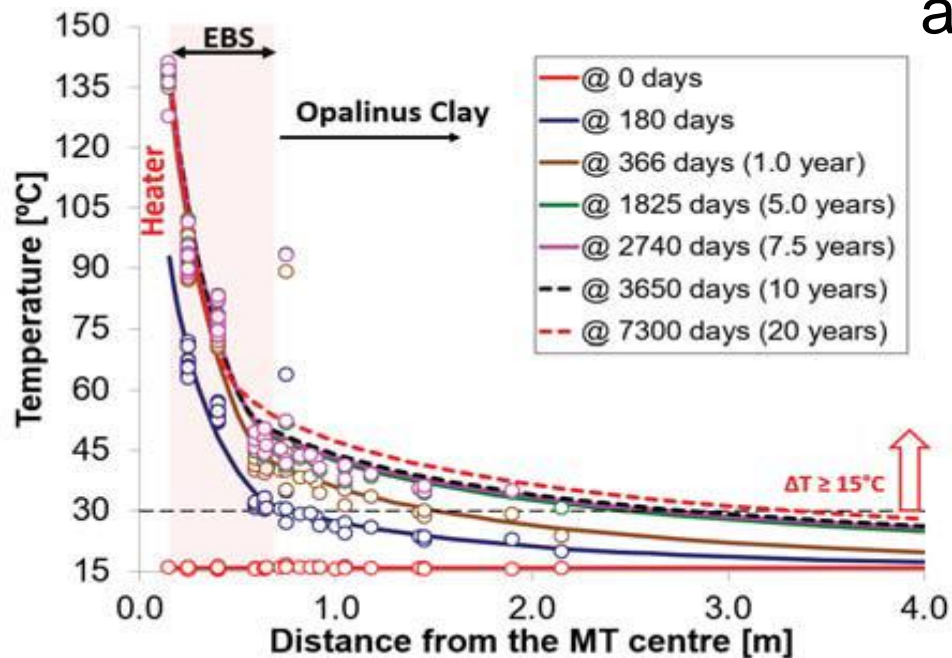
- Drying near the container: cracking?
- Vapour convection/advection
- Precipitation of mineral species
- Exchange reactions, mineral transformations
- Gas generation



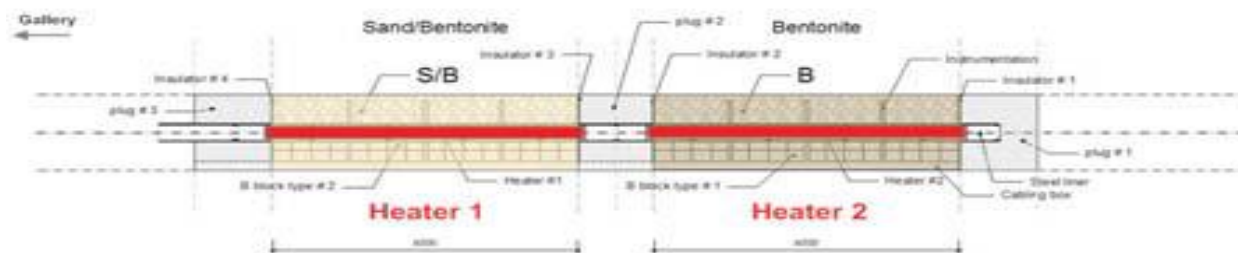
Emplacement drift for SF/HLW

# TEMPERATURE AND THERMAL GRADIENT AFFECT SATURATION (TH COUPLING)

Repository with limited water supply (Opalinus clay host rock, Mont Terri)  
and heater  $T=140^{\circ}\text{C}$



Gens et al. 2020



Longitudinal section of the HE-E Test

# THM CHARACTERISTICS OF BUFFER MATERIALS

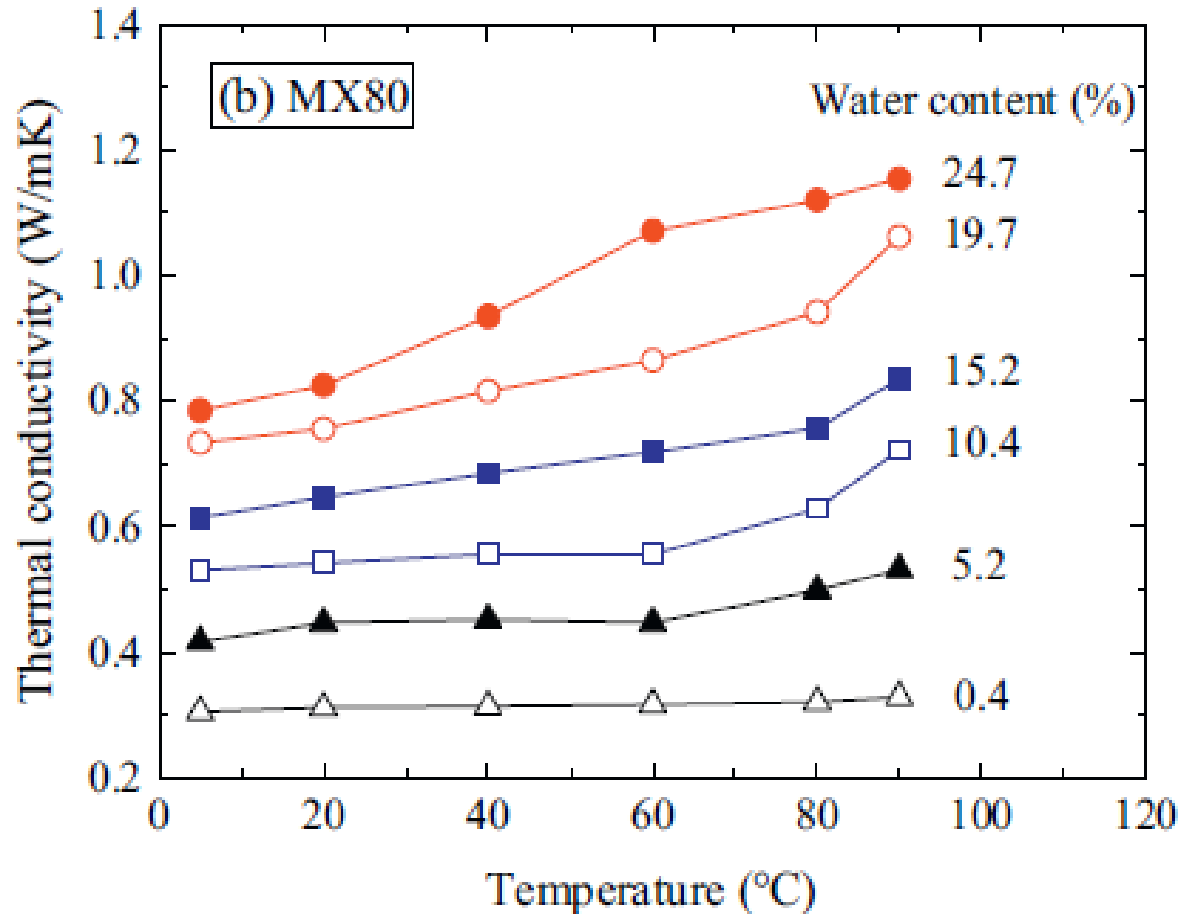
## Thermal conductivity

Mineralogy

Water content ↑

Dry density ↑

Temperature ↑



Evolution of thermal conductivity with  $T$  for MX-80 bentonite compacted at  $1.6 \text{ g/cm}^3$  with different water contents (Xu et al. 2019)

# THM characteristics of buffer materials

## Permeability

Void ratio ↑

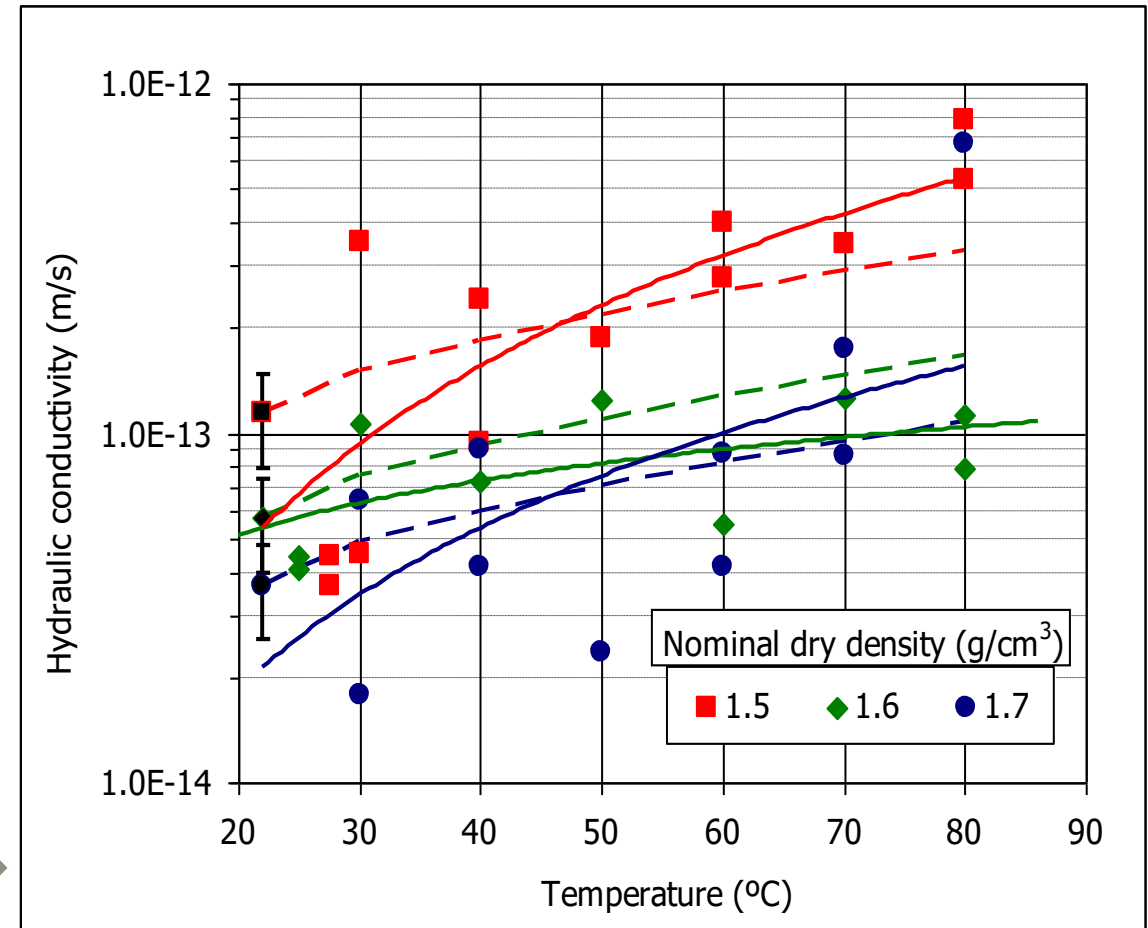
Degree of saturation ↓

Salinity of the permeant ↑

Threshold gradient

**Temperature ↑**

Expected increase with  $T$  because of the changes in water properties, particularly water kinematic viscosity, but other factors could affect (mineralogical, geochemical, microstructural changes)



Change of hydraulic conductivity with  $T$  for FEBEX bentonite compacted at different dry densities. The dotted lines indicate the expected change on the basis of the water properties changes with  $T$  (Villar & Gómez-Espina 2009)

# THM CHARACTERISTICS OF BUFFER MATERIALS

## Swelling capacity

Smectite content ↑

Exchangeable cation

Dry density ↑

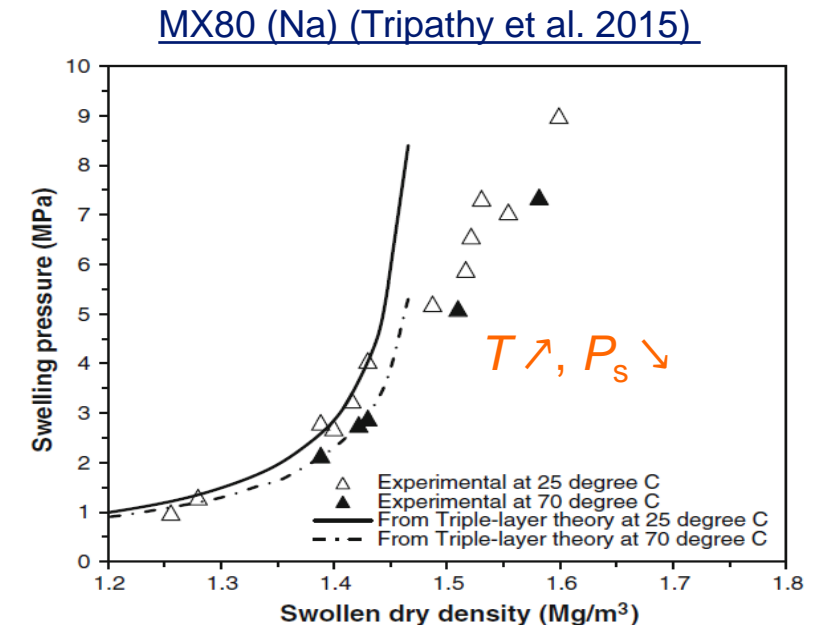
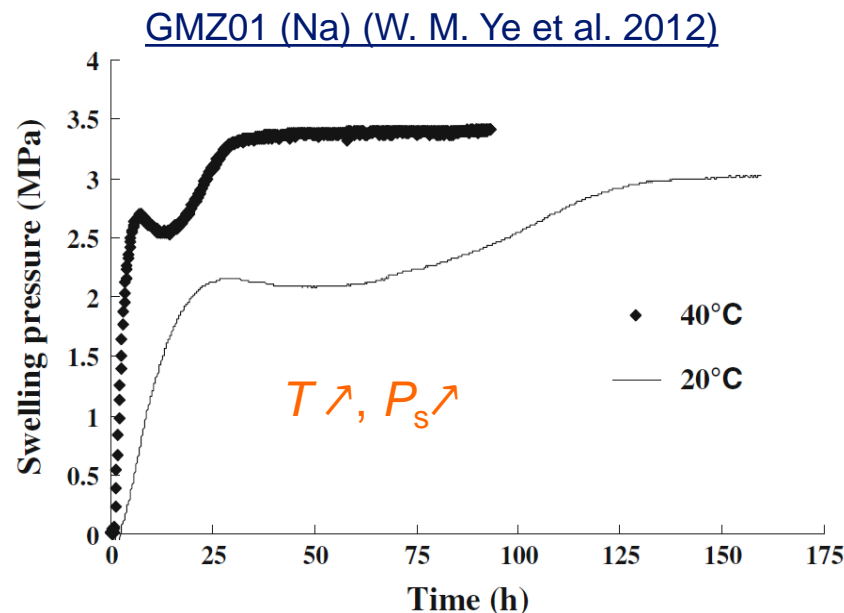
Availability of water ( $S_r$ ) ↑

Salinity of saturation water ↓

Stress history

Temperature ?

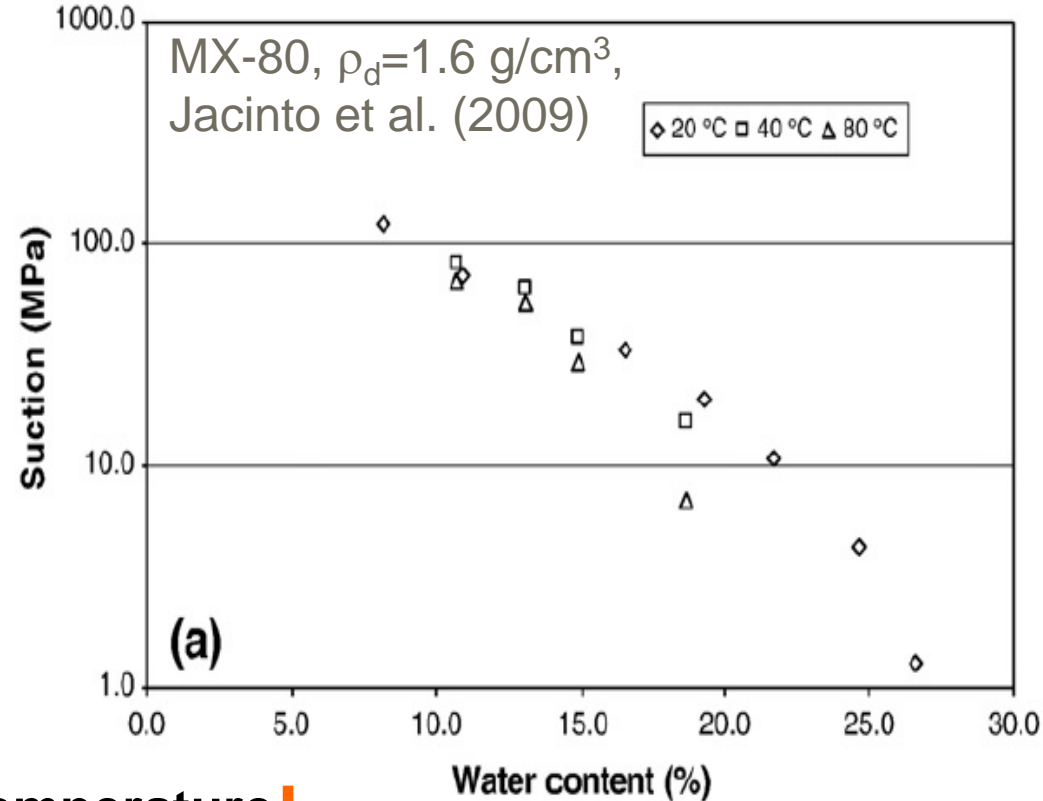
Effect of  $T$  on swelling pressure is believed to depend on the predominant exchangeable cation (Pusch et al. 1990). However, according to the results available in the literature, the trends are unclear (compilation by Chaaya et al. 2022):





# THM CHARACTERISTICS OF BUFFER MATERIALS

## Water retention capacity (WRC)



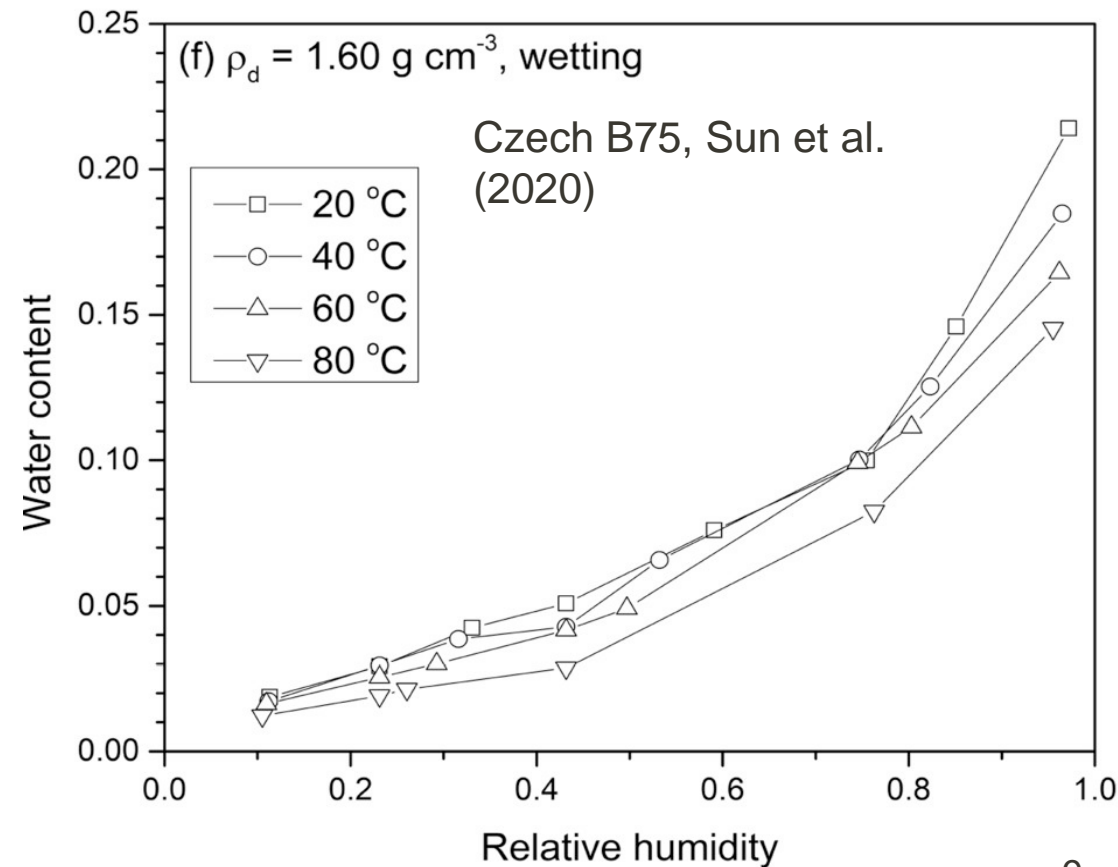
### Temperature ↓

- Changes with  $T$  are mainly due to changes in water surface tension (but also thermodynamics of adsorption play a role)
- There are not many results for  $T > 80^\circ\text{C}$

Strain state ↓

Void ratio ↑

Salinity of the permeant



**HITEC** (Influence of temperature on clay-based material behaviour) is one of the WPs of the EC-financed Joint Programme EURAD.

HITEC aims to improve Thermo-Hydro-Mechanical (THM) description of clay-based materials at elevated temperatures, providing results useful for different national waste management programmes. The host rock clays will be studied under saturated and partially saturated conditions under 100°C, while buffer bentonites will be studied both in saturated and unsaturated conditions under 150°C

## HITEC: Why?

- **Clay host rock**

- The overpressure generated by the difference between thermal expansion coefficient of pore water and the solid rock skeleton may have deleterious consequences:
  - In far field, this could induce rock damage and reactivate fractures/faults.
  - In near field characterized by a fractured zone, this could induce fracture opening or propagation in this fractured zone, altering the permeability.

- **Buffer bentonite**

- Proving that higher temperatures than presently accepted are suitable is very relevant even for current concepts.
- It increases safety margin and gives greater credibility to the design (e.g. if it is proven to work for 130°C then for 100°C it is definitely safe).

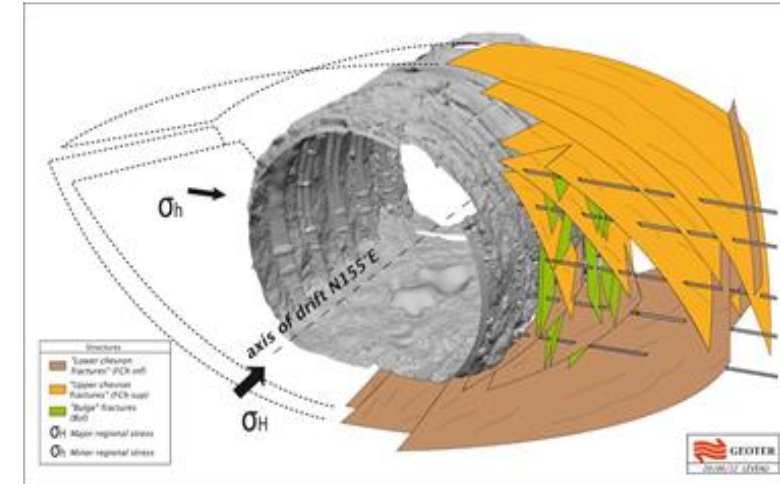
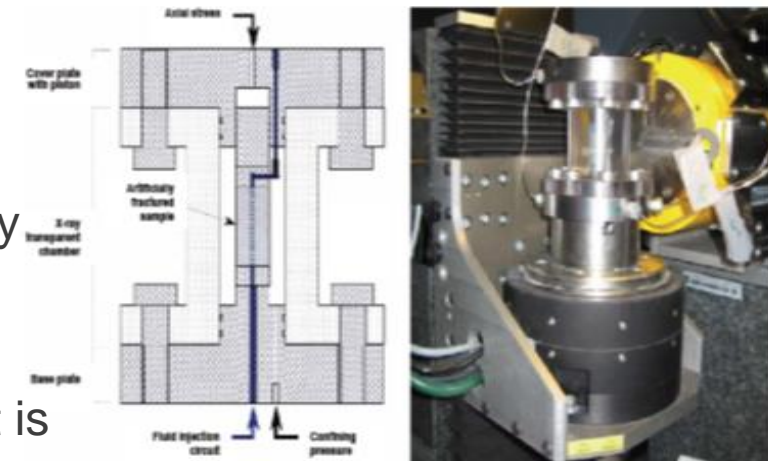


Figure: Andra



Olin, Svodoba, Grgic 2019

- DETERMINE PROPERTIES AT HIGH TEMPERATURE (**Task 2 of HITEC**)
- PREHEAT SAMPLES AND CHARACTERISE THEM AT ROOM TEMPERATURE (**Task 1 of HITEC**)
  - ❖ Preheat the samples allowing evaporation (dry state)
  - ❖ Preheat samples in a closed system (wet state)
  - ❖ Steam heating
  - ❖ Preheat samples in conditions simulating the repository ones (**Task 3 of HITEC**)
  - ❖ Use samples coming from dismantling of large-scale tests

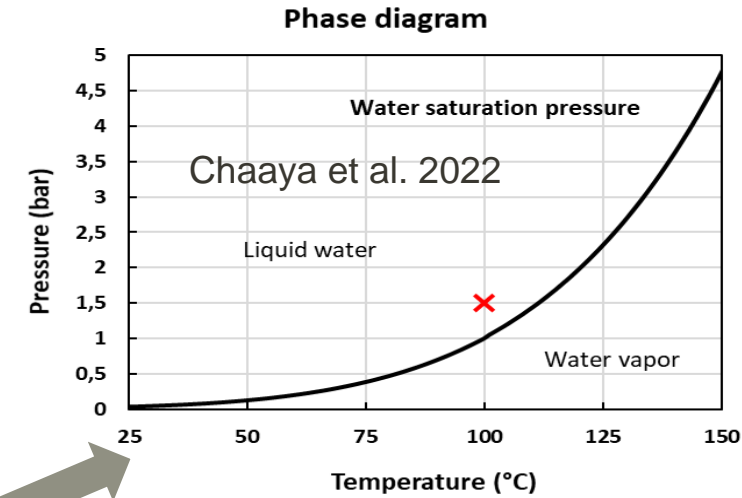
## ➤ **DETERMINE PROPERTIES AT HIGH TEMPERATURE (Task 2 of HITEC):**

- ✓ usually in samples compacted at relevant dry densities
- ✓ mainly to assess THM properties (that we saw before)
- ✓ mostly reproduce saturated conditions
- ✓ provide representative parameters for models



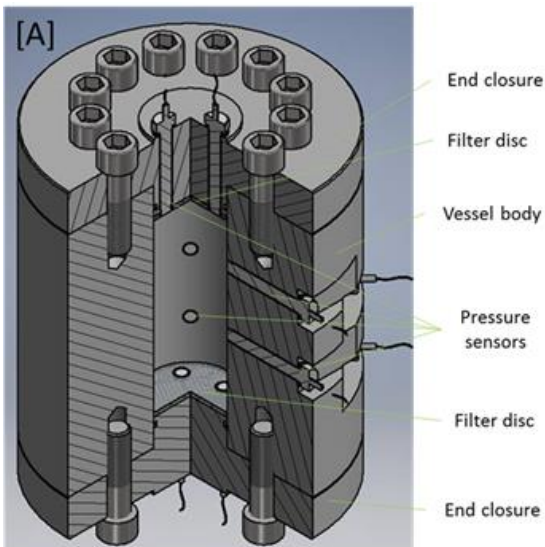
## ➤ **PREHEAT SAMPLES AND CHARACTERISE THEM AT ROOM TEMPERATURE (Task 1 of HITEC)**

# DETERMINATION OF SWELLING AND PERMEABILITY AT HIGH TEMPERATURE

- It is possible to determine swelling pressure and hydraulic conductivity in the same set-up (also at room  $T$ )
- Thick-walled customed-designed stainless steel cells (pressure vessels). Steel with lower thermal expansion coefficient (e.g., INVAR) may be used
- Cells are wrapped with thermal mats or put in ovens or thermal baths. In the first case external insulation is required
- Injection and backpressures are applied ( $P$  should be selected considering the phase diagram). Both inflow and outflow are usually measured, but outflow should be used to compute permeability

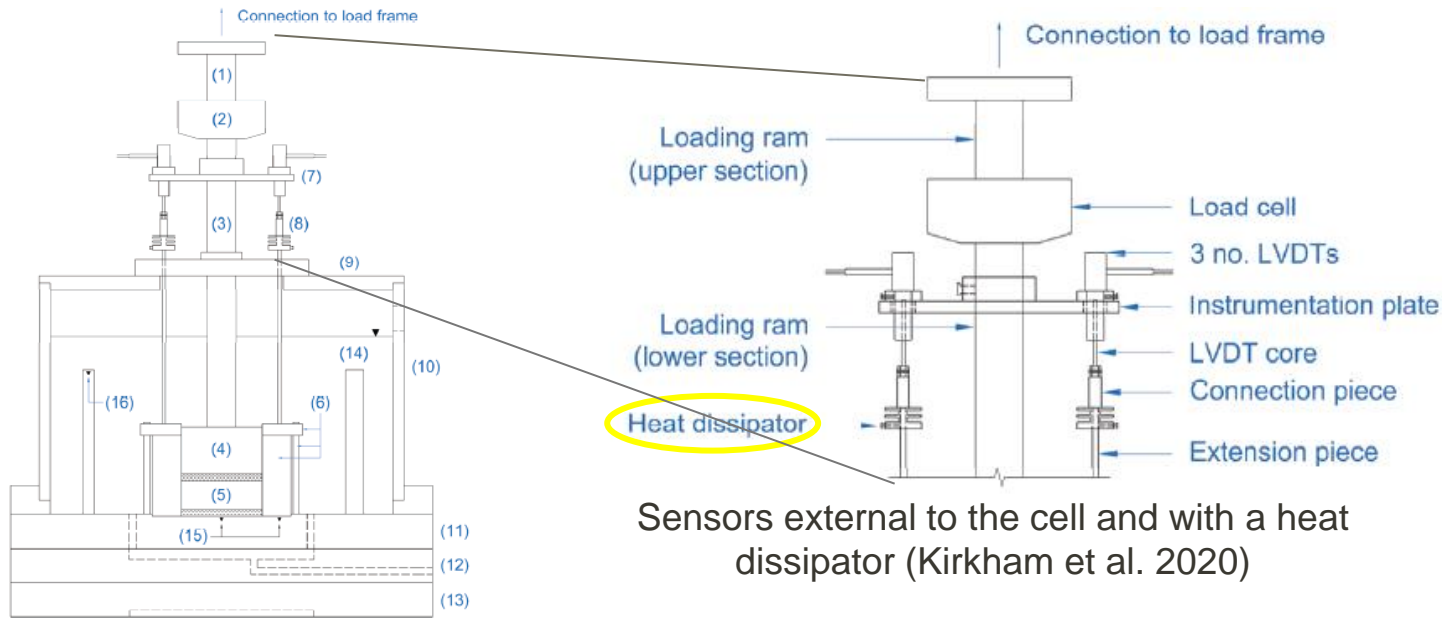


BGS set ups, Graham et al. 2022



# SOME TECHNICAL CONSIDERATIONS OF TESTING AT HIGH TEMPERATURE


- Measurement of axial and radial stresses: sensors (preferably made of the same material as cells) should withstand high  $T$  (temperature-compensated) (and  $P$ , and corrosion) in the long term or be external:



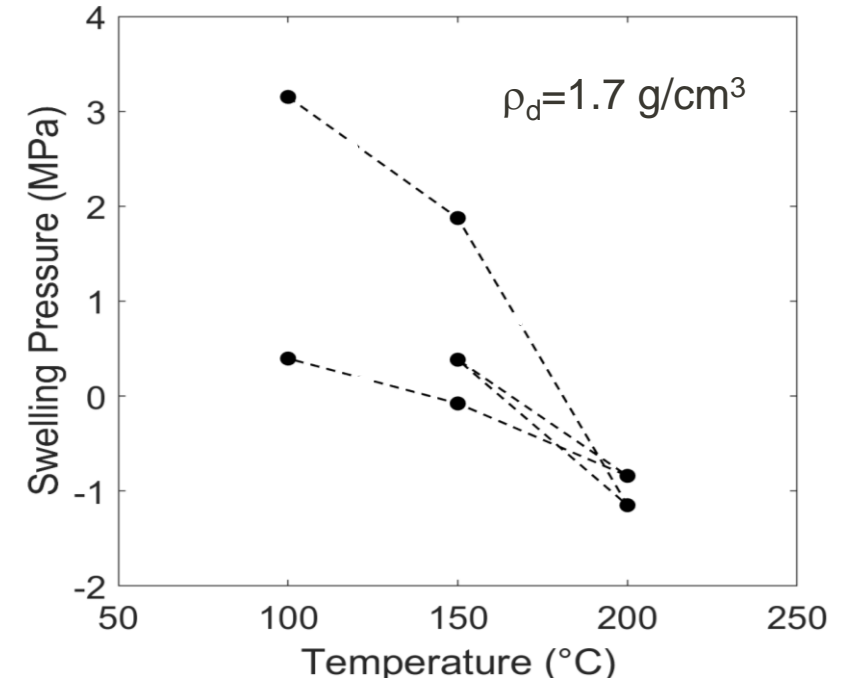
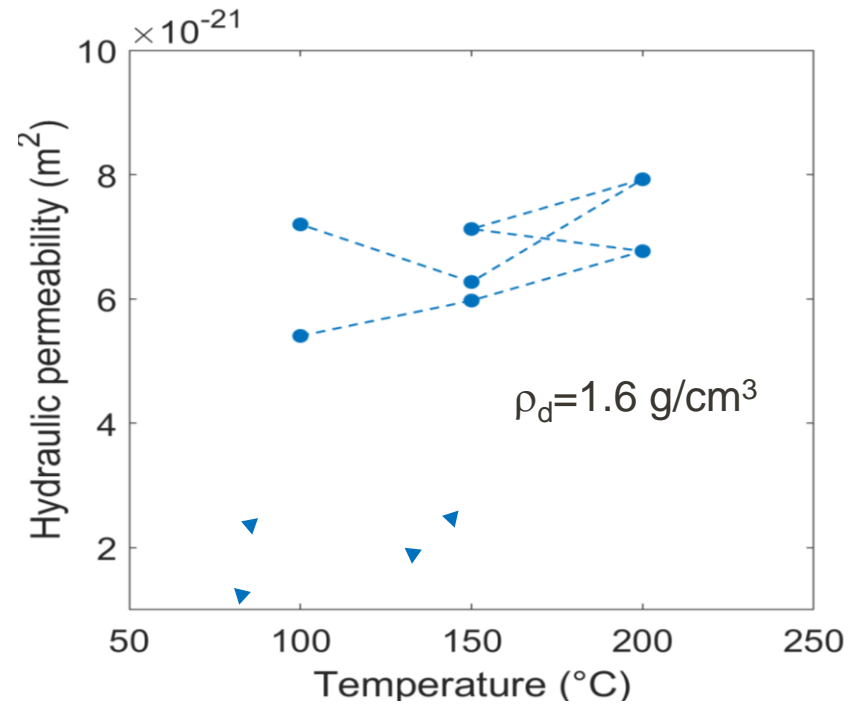
Sealing of sensors' inlets with high- $T$ -resistant silicone

- Connections with cables should also withstand  $T$  to avoid vapour leaks through them (HP-HT hermetic connectors)
- Inlets for sensors insertion are potential vapour leaks: they should be sealed (HP-HT sealing/thread compounds, HT cable glands)
- Importance of calibration of strains and stresses of the equipment (e.g., Kirkham et al. 2020, Daniels et al. 2021)

# DETERMINATION OF SWELLING AND PERMEABILITY AT HIGH TEMPERATURE



MX-80

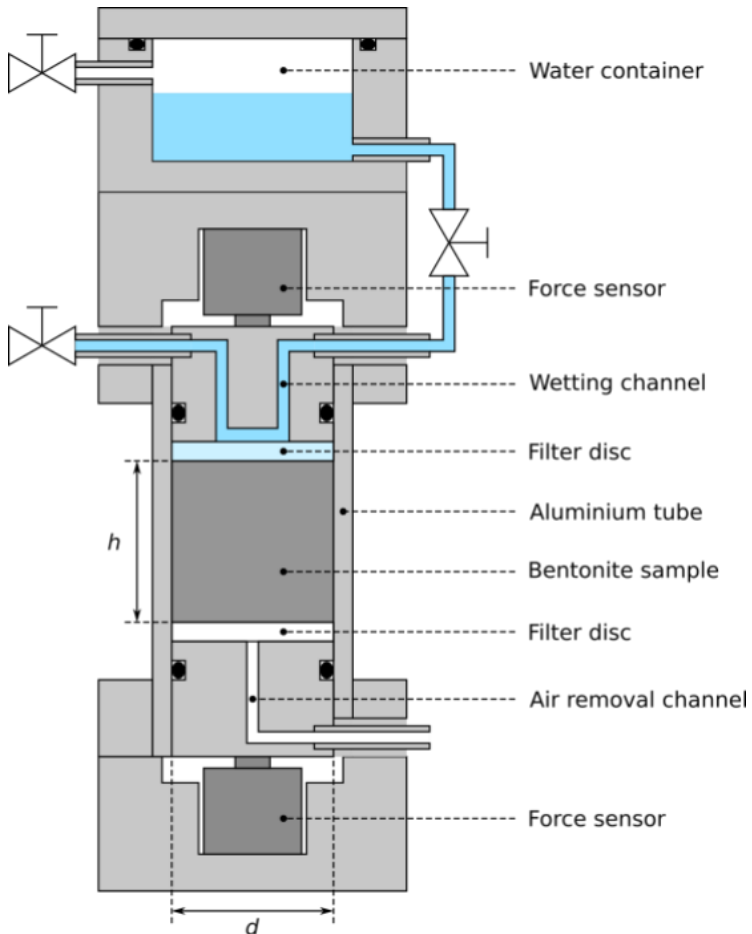


- The extent of the influence of temperature may depend on the dry density

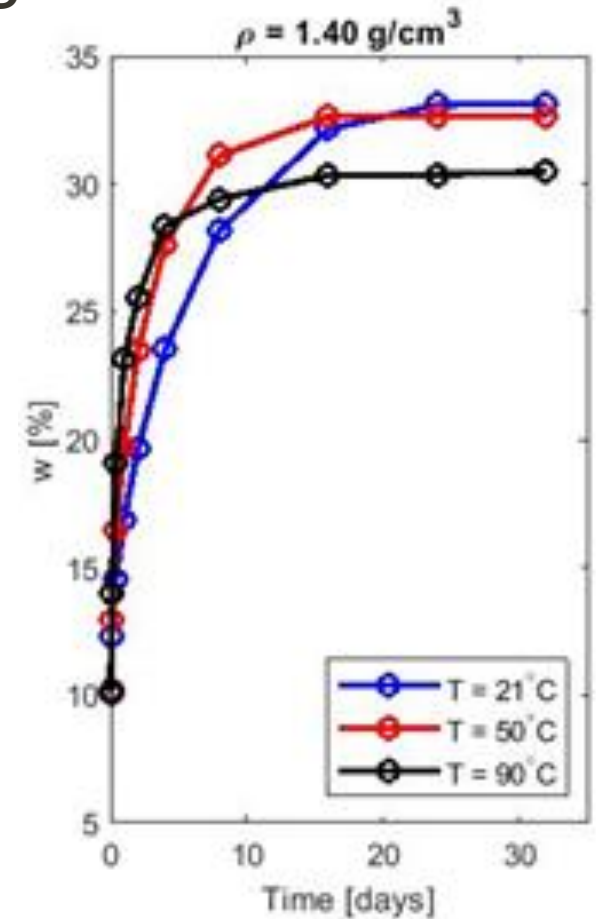


# MEASUREMENT OF WATER TRANSPORT AND SWELLING USING X-RAY

## X-RAY IMAGING OR TOMOGRAPHIC METHOD




- Aluminium cells
- Smaller samples to get higher resolution
- Possibility of isothermal tests and thermal gradient tests
- For the imaging (which takes ~20 min) heating is stopped and an insulation box is used
- Complex calibration



Wyoming-type Na bentonite

Yliharju et al. (2022)

Related work at LBNL, Wu et al. 2022

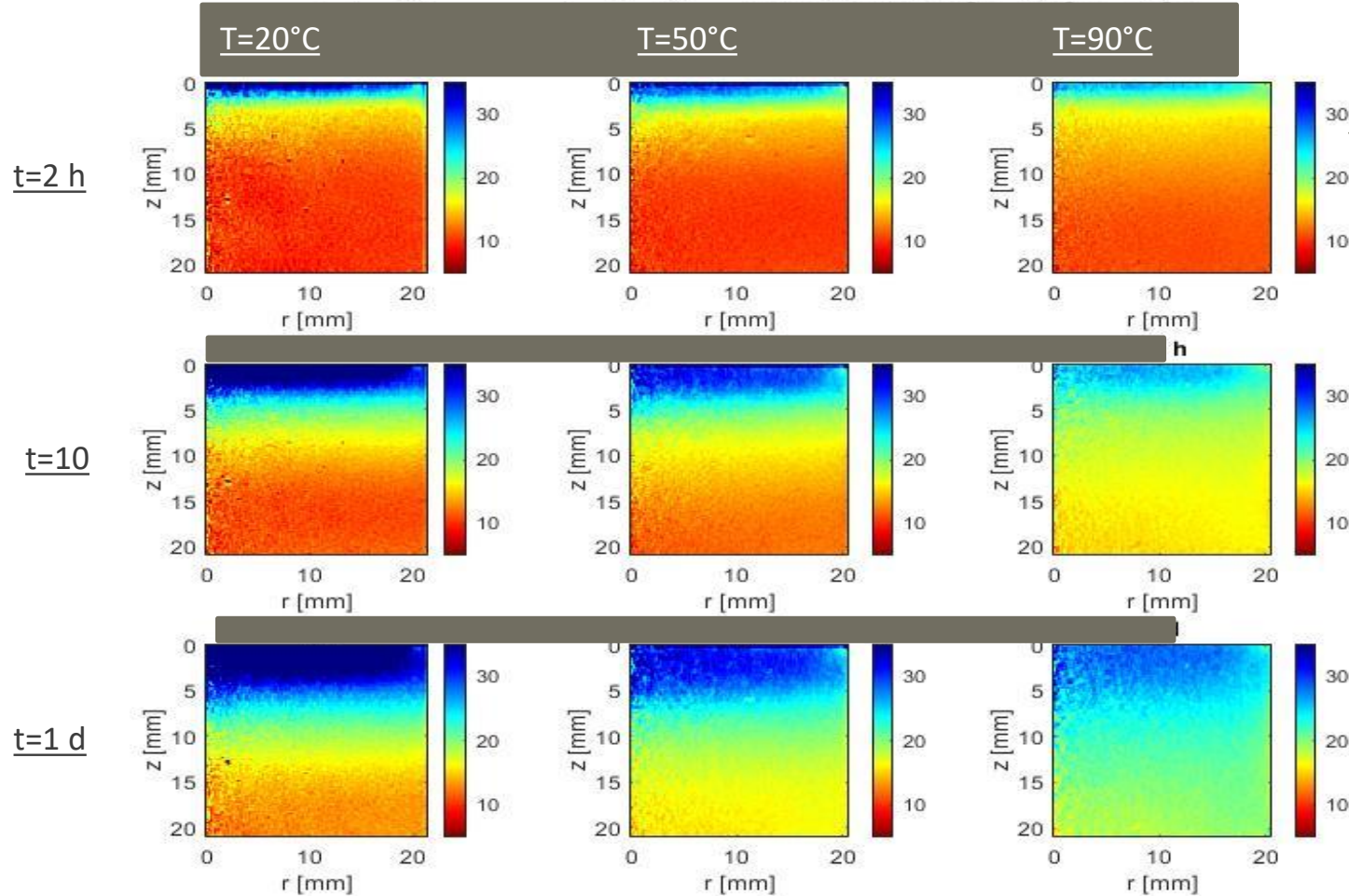


2D slides of a 3D tomographic image of the sample holder and the sample

# MEASUREMENT OF WATER TRANSPORT AND SWELLING USING X-RAY

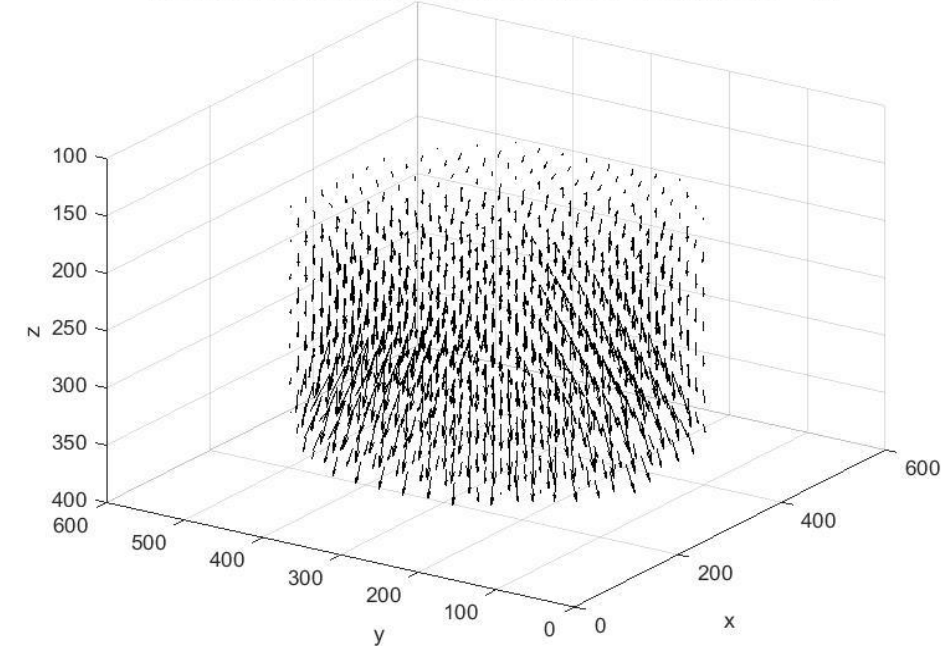
## X-RAY IMAGING OR TOMOGRAPHIC METHOD

Azimuthally averaged water content [%] in a cylindrical sample,  $\rho = 1.40 \text{ g/cm}^3$ , during wetting.



Possibility of knowing how the water is distributed inside the samples

$\rho = 1.40 \text{ g/cm}^3$ ,  $T = 50^\circ \text{C}$   
measured displacement field after 8 days of wetting (scale = 10)



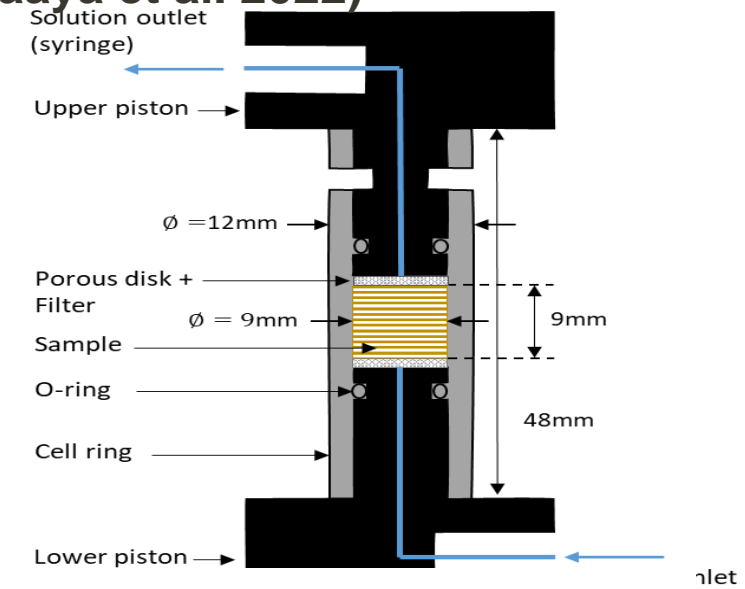

Measured displacement field

Results rely on the accuracy of the calibration (e.g., local beam hardening correction, stitching, normalisation, thresholding, etc. (Harjupatana et al. 2022))

# DETERMINATION OF SWELLING AND PERMEABILITY AT HIGH TEMPERATURE

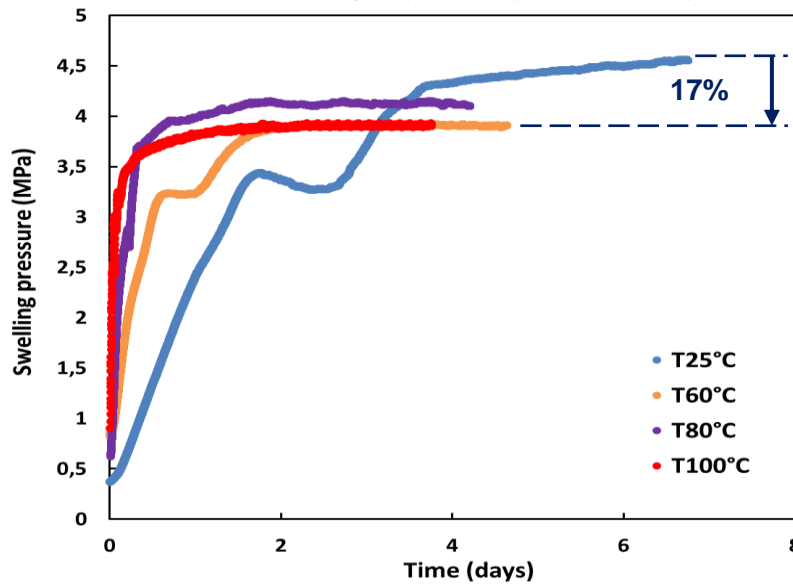
## TEST FOCUSED ON PROCESSES UNDERSTANDING (BRGM, Chaaya et al. 2022)

- Homoionized smectite: understand the actual effect of exchangeable cation
- Miniature oedometer placed in an oven

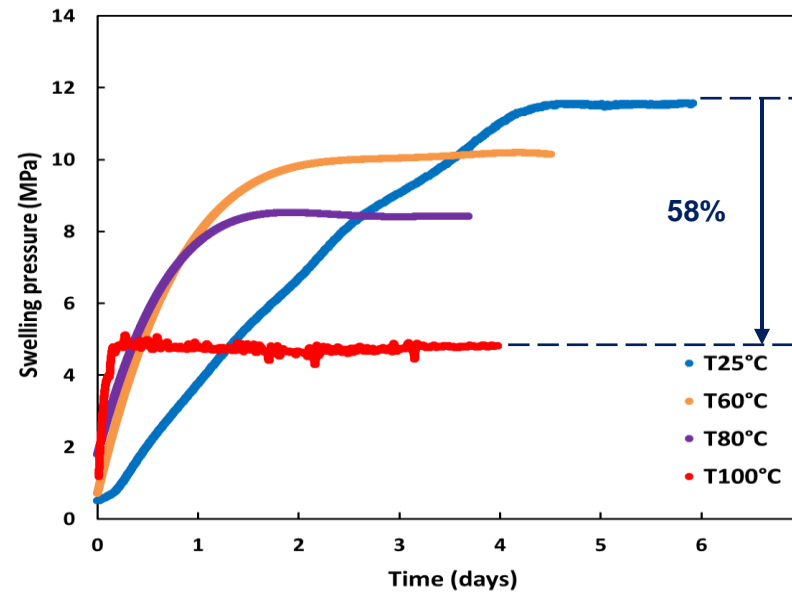


The extent of T influence may depend on dry density:

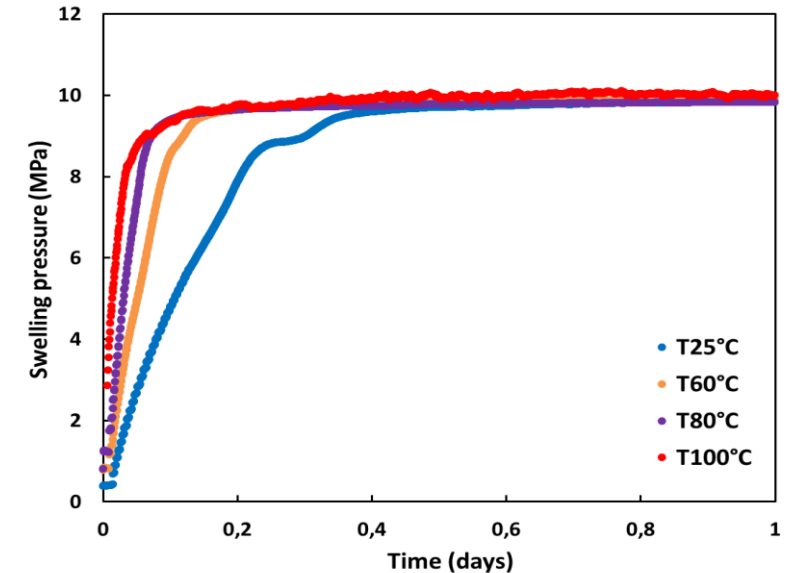
Na-Kunipia (d=1.4 ; [NaCl]=0.1M)



Na-Kunipia (d=1.6 ; [NaCl]=0.1M)



Ca-Kunipia (d=1.4 ; [CaCl2]=0.1M)



Evolution of swelling pressure under different temperatures in homoionic bentonite compacted at different dry densities

# LABORATORY APPROACHES TO ASSESS THE EFFECT OF HIGH TEMPERATURE

- DETERMINE PROPERTIES AT HIGH TEMPERATURE (Task 2 of HITEC)
- **PREHEAT SAMPLES AND CHARACTERISE THEM AT ROOM TEMPERATURE (Task 1 of HITEC)**
  - ❖ **Preheat the samples allowing evaporation (dry state):**
    - Representative for material close to the heater in repositories where it will remain dry for very long, because of high  $T$  or limited water availability and possible vapour escape
  - ❖ Preheat samples in a closed system (wet state)
  - ❖ Steam heating
  - ❖ Preheat samples in conditions simulating the repository or
  - ❖ Use samples coming from large-scale tests dismantling



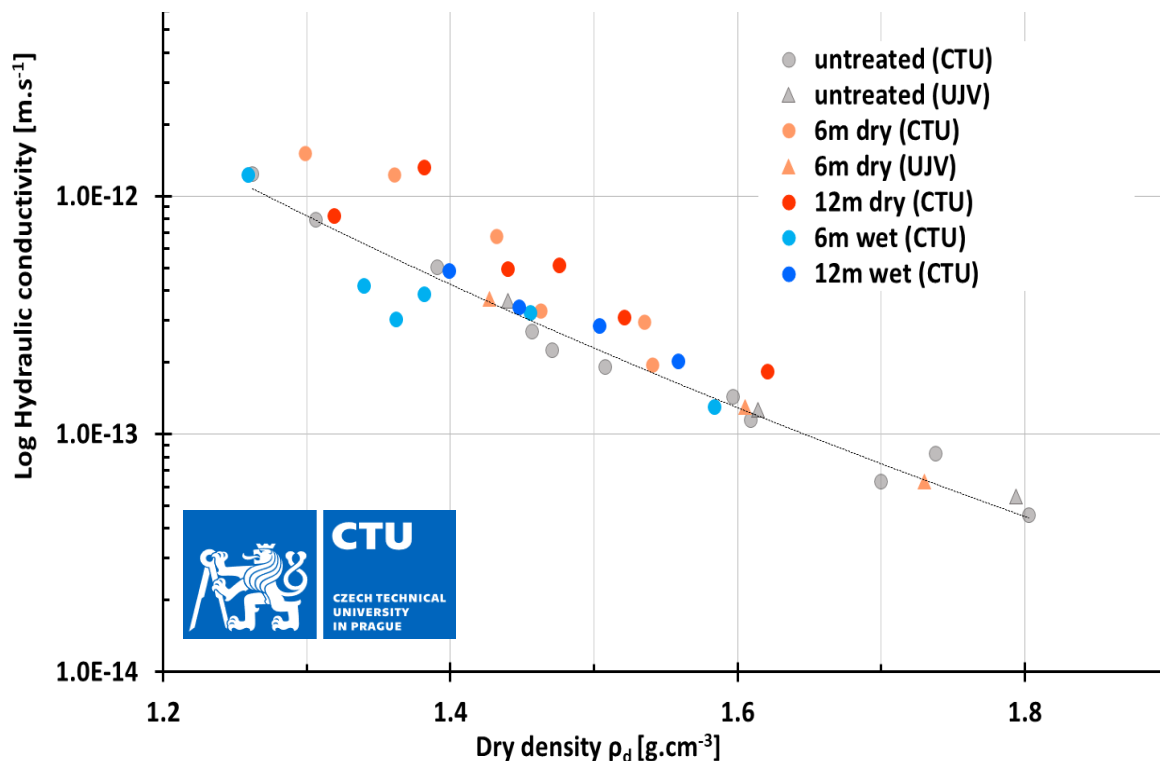

# LABORATORY APPROACHES TO ASSESS THE EFFECT OF HIGH TEMPERATURE

- DETERMINE PROPERTIES AT HIGH TEMPERATURE (Task 2 of HITEC)
- **PREHEAT SAMPLES AND CHARACTERISE THEM AT ROOM TEMPERATURE (Task 1 of HITEC)**
  - ❖ Preheat the samples allowing evaporation (dry state)
  - ❖ **Preheat samples in a closed system (wet state):**
    - special vessels to withstand vapour pressure (no boiling) and avoid leaks
    - relevant if the buffer is installed close to saturation, vapour cannot escape or water availability is high
  - ❖ Steam heating
  - ❖ Preheat samples in conditions simulating the repository
  - ❖ Use samples coming from large-scale tests dismantling

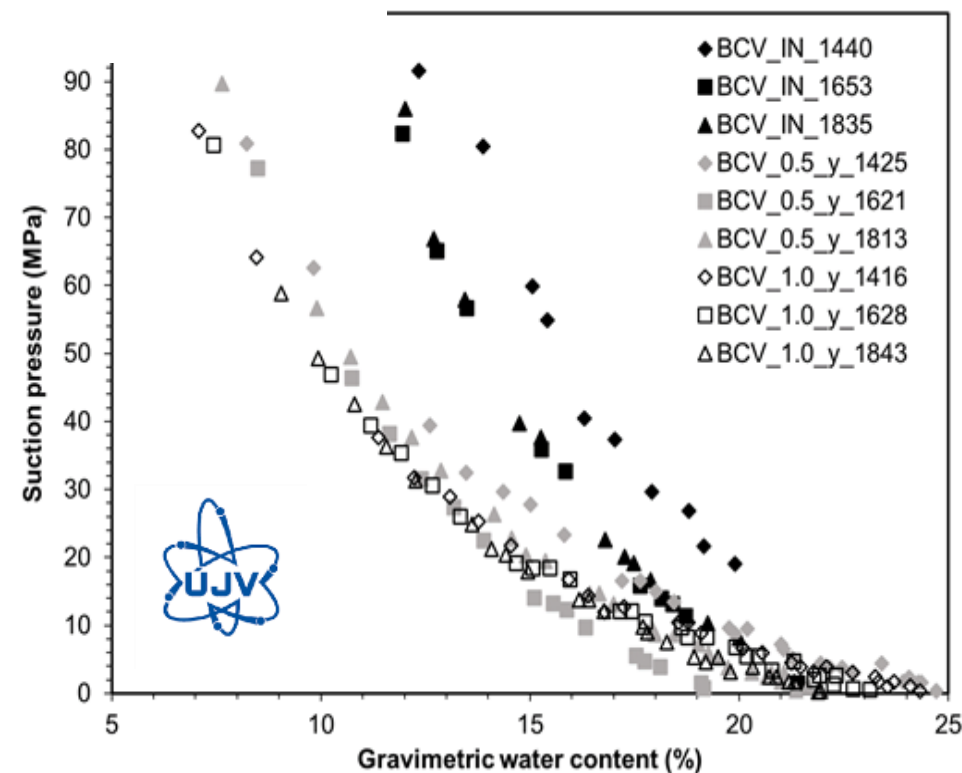


# PROPERTIES OF SAMPLES PREHEATED IN DRY/WET CONDITIONS

- After treatment samples are allowed to cool down, ground and stabilised (or not) at given RH conditions. The material can then be used for mineralogical, geochemical or THM determinations.
- For THM determinations the samples have to be remoulded and compacted
- Tested in standard equipments



Hydraulic conductivity of BCV bentonite heated at 150°C in dry and wet state for 6 and 12 months (HITEC Deliverable D7.8)



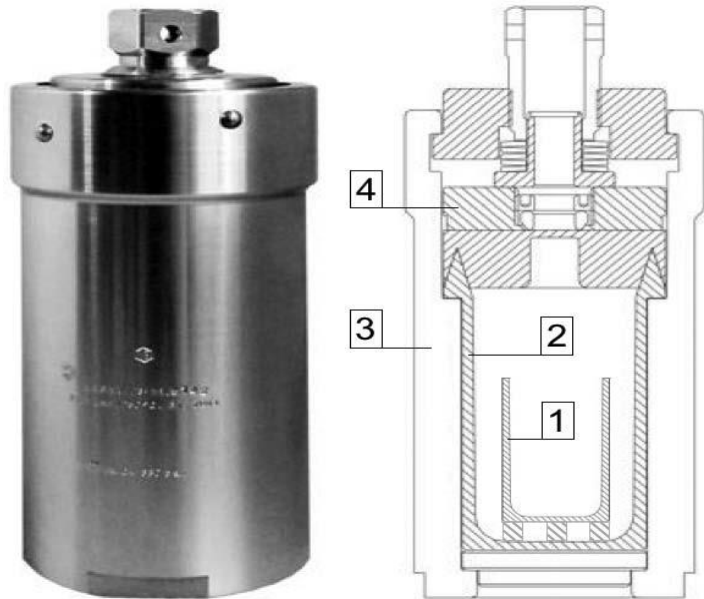
Water retention curve of BCV bentonite heated at 150°C in dry state for 6 and 12 months (Kašpar et al. 2021)

# LABORATORY APPROACHES TO ASSESS THE EFFECT OF HIGH TEMPERATURE

- DETERMINE PROPERTIES AT HIGH TEMPERATURE (Task 2 of HITEC)
- **PREHEAT SAMPLES AND CHARACTERISE THEM AT ROOM TEMPERATURE (Task 1 of HITEC)**
  - ❖ Preheat the samples allowing evaporation (dry state)
  - ❖ Preheat samples in a closed system (wet state)
  - ❖ **Steam heating**
    - At low solid:liquid ratio (batch experiments)
    - Well-known studies (Couture 1985...) but under extreme conditions
    - Representative of long-term stage of the repository or worst-case scenario (?)
  - ❖ Preheat samples in conditions simulating the repository ones (Task 3 of HITEC)
  - ❖ Use samples coming from large-scale tests dismantling

# STEAM HEATING

- High pressure vessels (autoclaves) in stainless steel, titanium, PEEK
- Temperatures are much higher ( $\gg 150^\circ\text{C}$ ) than those currently considered in most repository concepts
- Studies designed to analyse illitisation process (needs high  $T$  and  $K$  content in the system), cementation (silica precipitation) and loss of swelling capacity (in terms of water uptake, interlayer changes)
- The materials tested are usually previously purified ( $< 2 \mu\text{m}$  fraction) and homogenised (Na, Ca...)



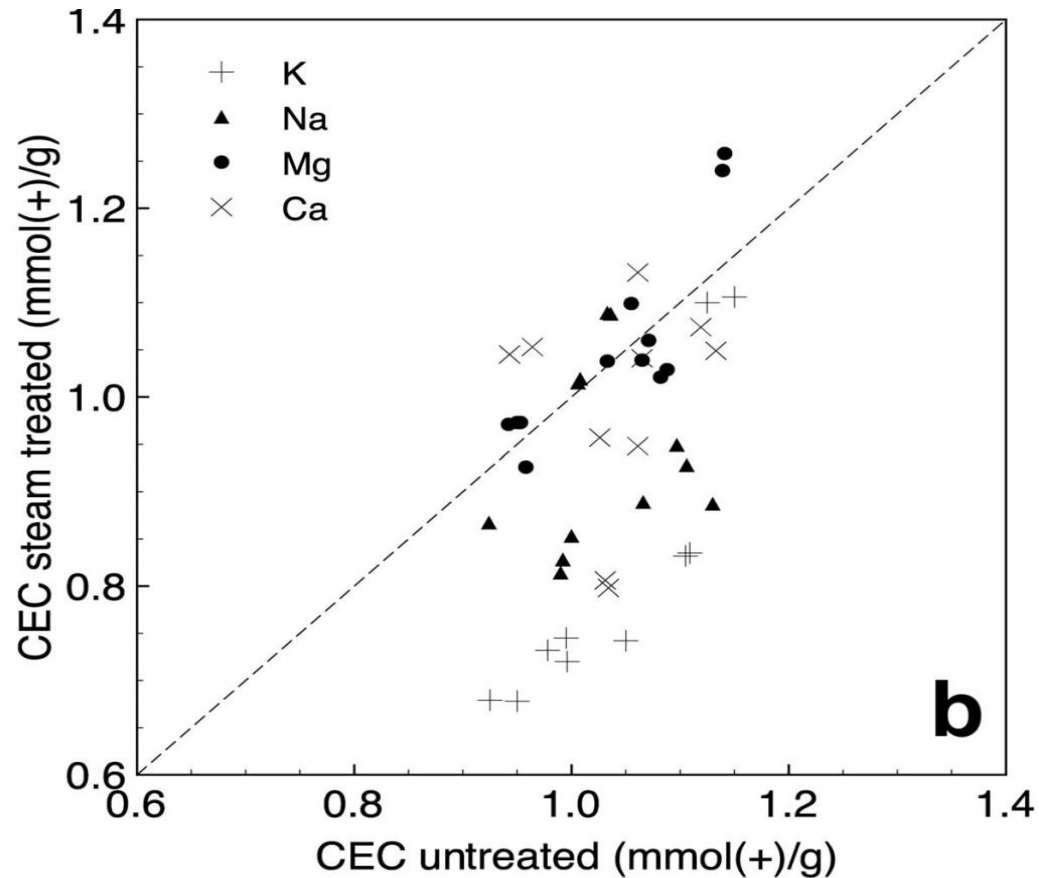
Pressure digestion vessel (1) 50 mL PTFE insert for the sample; (2) 250 mL PTFE insert for the water with lid; (3) high-alloy stainless steel body with bayonet lock; and (4) rupture disc to limit maximum pressure reliably (Heuser et al. 2014)



Details of titanium autoclaves and mounting arrangement of autoclaves in the oven (Leupin et al. 2014)



# STEAM HEATING




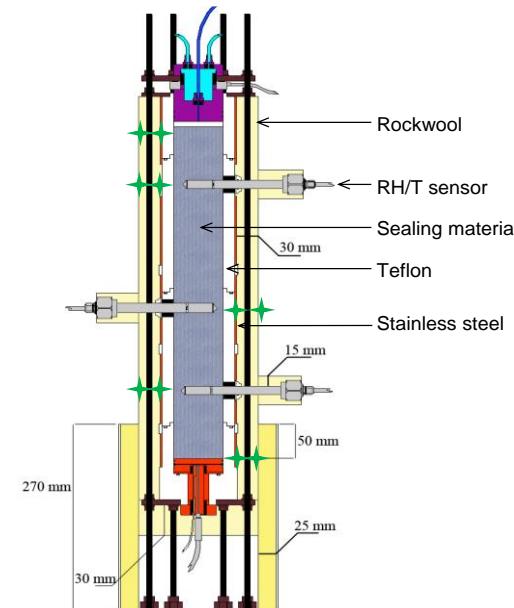
Changes of Cationic Exchange Capacity for homoionic smectite after 6 days treatment with water vapour 200°C (Heuser et al. 2014)

- Results are dependent on solid:liquid ratio, time, temperature, potassium concentration in pore water, layer charge of smectite, interlayer cation
- Maybe for these reasons there is no general agreement on the effect of steam on bentonite properties, although none of the “new” studies point to drastic changes, but to slow changes in the smectite character (from montmorillonite to beidellite) or layer charge
- Attention should be paid to what is meant by terms such as “swelling capacity”

Wersin 2007, Leupin et al. 2014

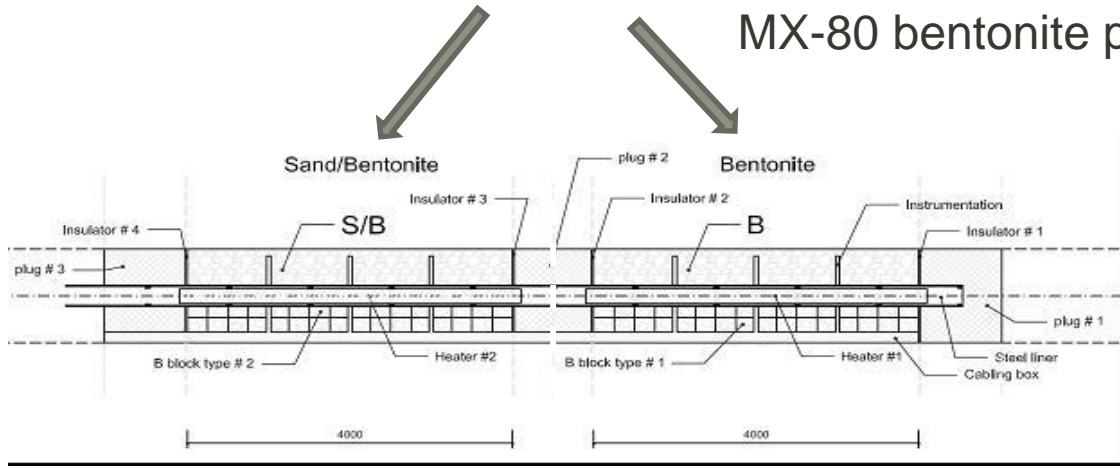
# LABORATORY APPROACHES TO ASSESS THE EFFECT OF HIGH TEMPERATURE

- DETERMINE PROPERTIES AT HIGH TEMPERATURE (Task 2 of HITEC)
- **PREHEAT SAMPLES AND CHARACTERISE THEM AT ROOM TEMPERATURE (Task 1 of HITEC)**
  - ❖ Preheat the samples allowing evaporation (dry state)
  - ❖ Preheat samples in a closed system (wet state)
  - ❖ Steam heating
  - ❖ **Preheat samples in conditions simulating the repository ones (Task 3 of HITEC)**
    - Tests in TH cells, with thermal and hydraulic gradients
    - Bentonite prepared as in the barrier (density, w.c.)
    - Provide online and postmortem results
    - Useful to validate models
  - ❖ Use samples coming from large-scale tests dismantling

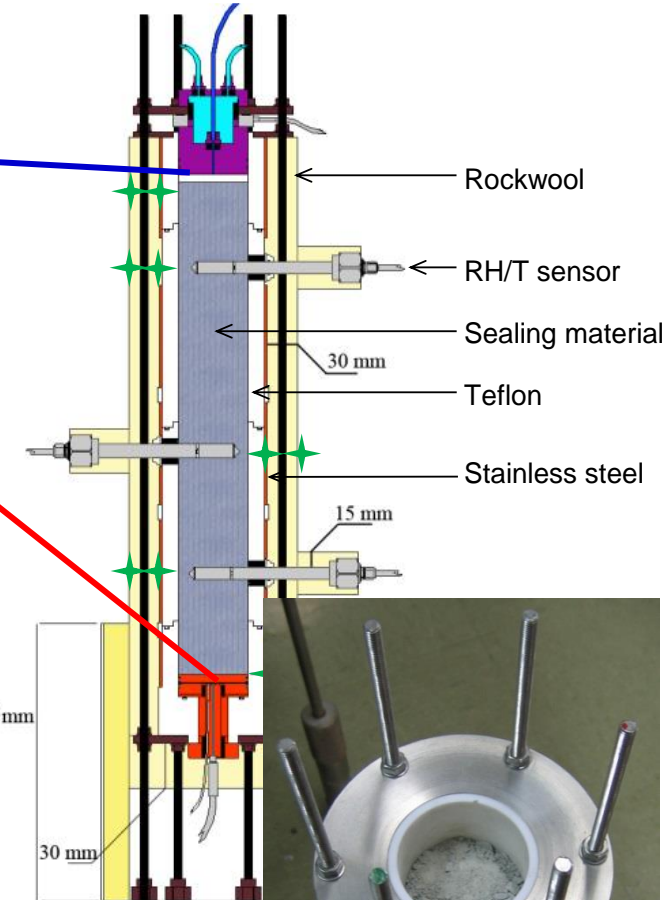



# LABORATORY TESTS TO REPRODUCE COUPLED BARRIER PROCESSES

## THE HE-E IN SITU EXPERIMENT AT MONT TERRI URL AND A COUNTERPART COLUMN AT CIEMAT



MX-80 bentonite pellets (B) ( $\rho_d=1.5 \text{ g/cm}^3$ ,  $w=6\%$ )



Maximum heater surface temperature of  $140^\circ\text{C}$ , increased almost linearly to its maximum value in a period of 1 year

Natural hydration (Opalinus clay formation)

Pearson water (mg/L)

$\text{Cl}^-$	$\text{SO}_4^{2-}$	$\text{HCO}_3^-$	$\text{Mg}^{2+}$	$\text{Ca}^{2+}$	$\text{Na}^+$	$\text{K}^+$	$\text{Sr}^+$	pH
10636	1354	26	413	1034	5550	63	47	7.6

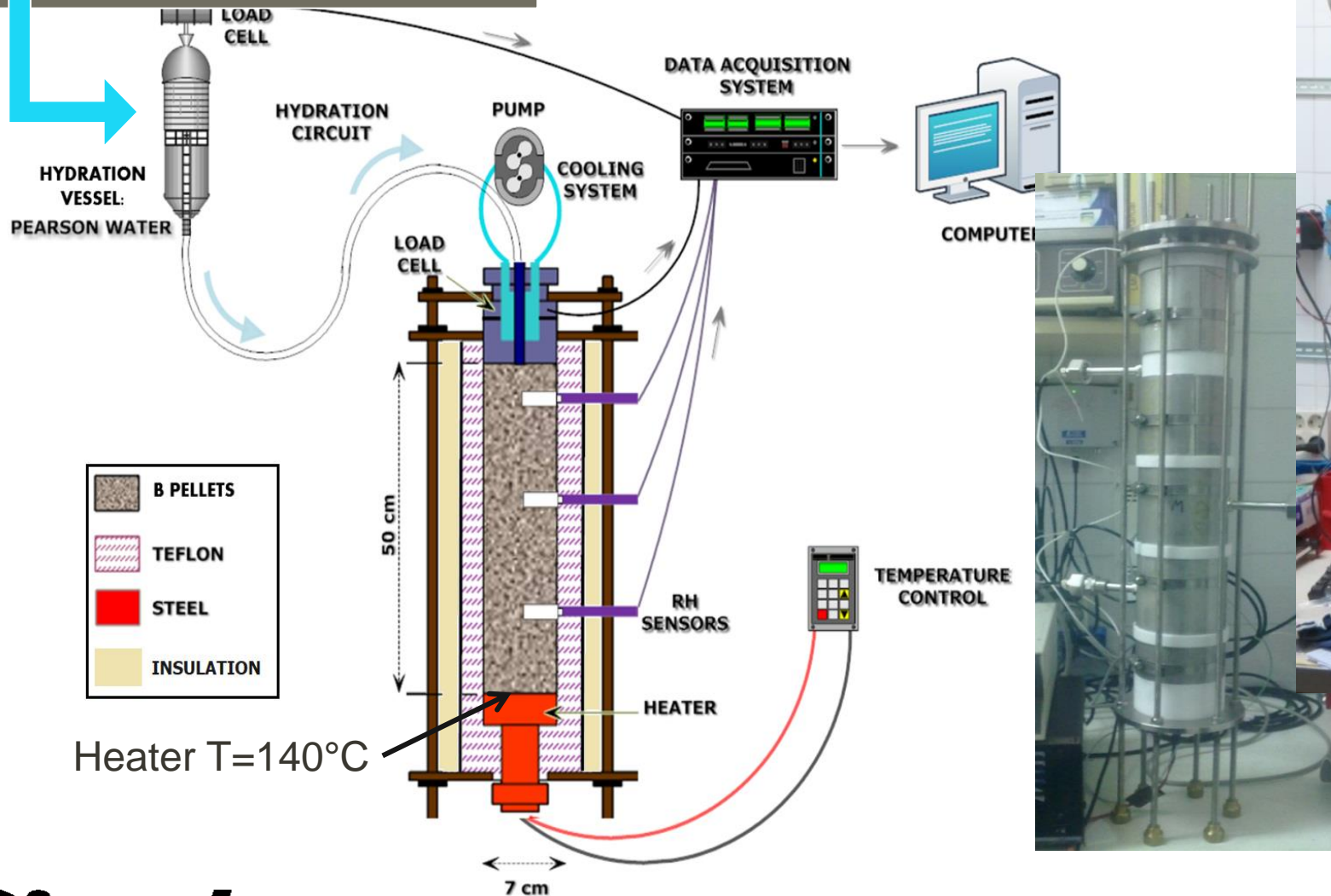
Injected at 0.06 bar in the column cell



# LABORATORY TESTS TO REPRODUCE COUPLED BARRIER PROCESSES

This is very different to the actual hydraulic boundary conditions in Mont Terri, where the flow rate is very low

## THE HE-E COLUMN: EXPERIMENTAL SET-UP

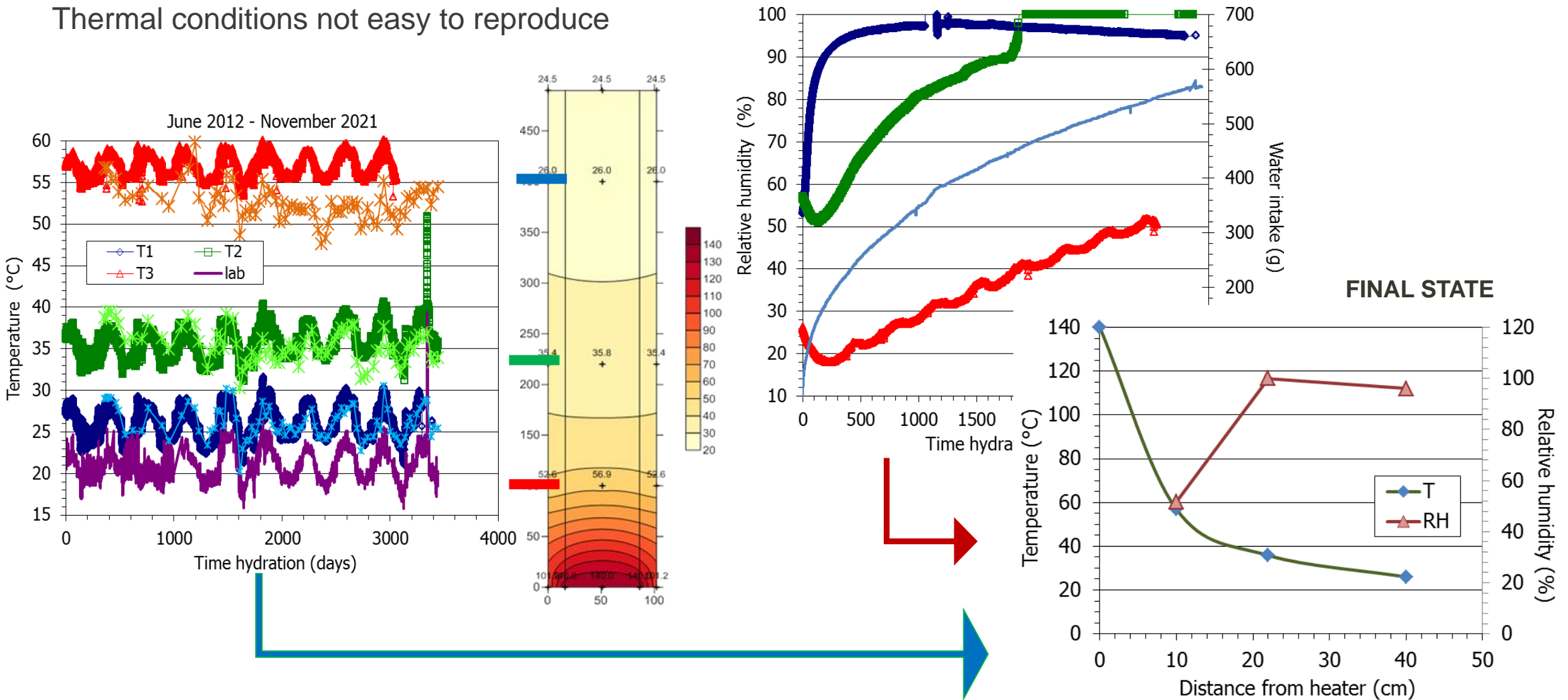


Villar et al. 2022

# LABORATORY TESTS TO REPRODUCE COUPLED BARRIER PROCESSES

## THE HE-E COLUMN: ONLINE RESULTS, HEATING+HYDRATION PHASE

Thermal conditions not easy to reproduce



$T > 100^\circ\text{C}$  just at less than 4 cm from the heater

# LABORATORY TESTS TO REPRODUCE COUPLED BARRIER PROCESSES

## THE HE-E COLUMN: CELL DISMANTLING AFTER TEN YEARS OF OPERATION



SENSORS TILTED AND CORRODED,  
ESPECIALLY TOWARDS THE BOTTOM:  
THE SALINITY OF THE PORE WATER  
INCREASES TOWARDS THE HEATER.  
THIS IS ENHANCED BY TEMPERATURE

Extraction of sensors from the cell

# LABORATORY TESTS TO REPRODUCE COUPLED BARRIER PROCESSES

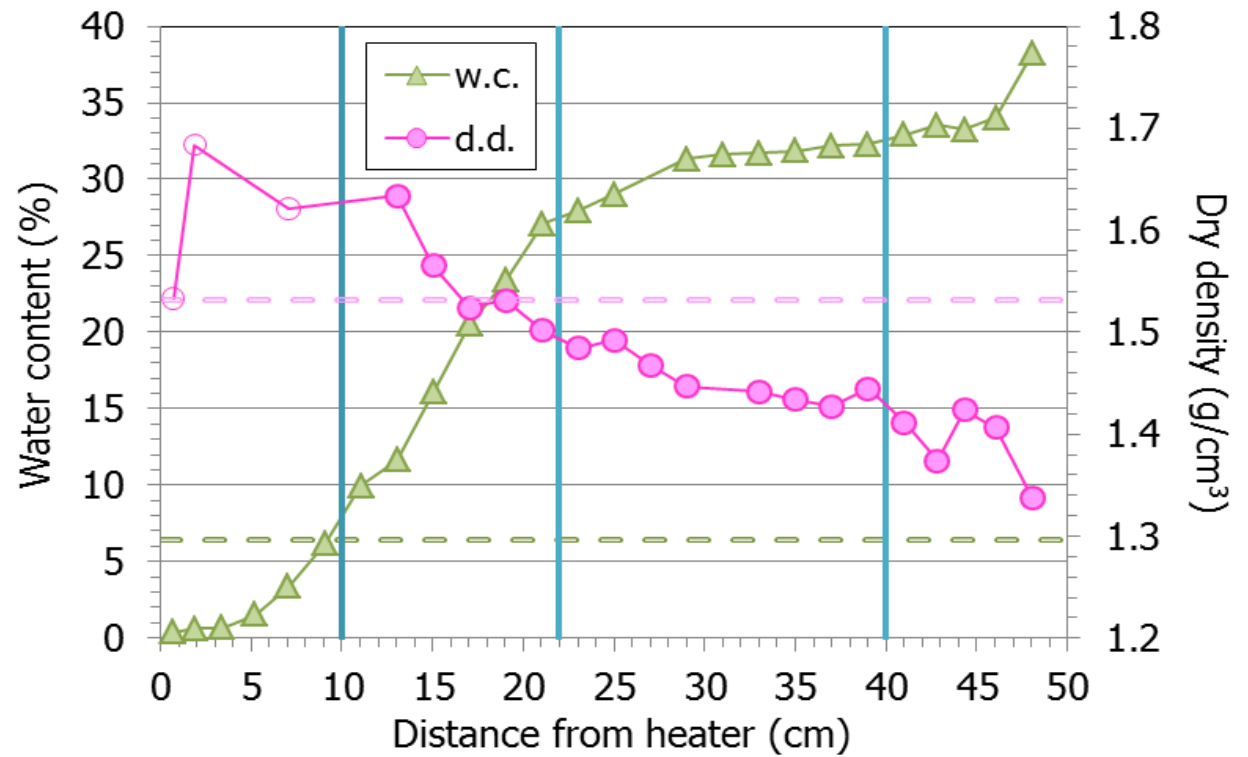

## THE HE-E COLUMN: CELL DISMANTLING AFTER TEN YEARS OF OPERATION



This could be an indication of which the state of the bentonite in the in situ test could be


# LABORATORY TESTS TO REPRODUCE COUPLED BARRIER PROCESSES

## THE HE-E COLUMN: CELL SAMPLING



These densities had to be estimated from the weight of the material contained in a certain column volume

Final  $w = 22.0\%$ ,  $\rho_d = 1.52 \text{ g/cm}^3$ ,  $S_r = 75\%$





- DETERMINE PROPERTIES AT HIGH TEMPERATURE (Task 2 of HITEC)
- PREHEAT SAMPLES AND CHARACTERISE THEM AT ROOM TEMPERATURE (Task 1 of HITEC)
  - ❖ Preheat the samples allowing evaporation (dry state)
  - ❖ Preheat samples in a closed system (wet state)
  - ❖ Steam heating
  - ❖ Preheat samples in conditions simulating the repository ones (TH cells, Task 3 of HITEC)
  - ❖ **Use samples coming from large-scale tests dismantling**
    - LOT (Karnland et al. 2009, Prototype (Olsson et al. 2013), ABM (Svensson 2015), Ophelie (Van Humbeeck et al. 2009)

# CONCLUSIONS

✓ The effect of temperature on hydro-mechanical properties of bentonite has been systematically studied for **temperatures of up to 100°C** and is quite well established with respect to safety functions: temperature modifies some properties but they keep in values acceptable for complying with the safety functions:

- The increase of hydraulic conductivity with temperature cannot be explained in most cases solely by the increase in water kinematic viscosity: other factors may play a role (microstructure, mineralogy or pore fluid chemistry changes).
- The effect on swelling capacity seems to depend on the predominant exchangeable cations, but literature results are not conclusive
- Less work has been done on the effect of temperature on the water retention curve and thermal conductivity. It does not seem HITEC will fill this gap

# CONCLUSIONS

- The extent of the temperature effect on some of the properties may depend on the density range, but the experimental evidence does not show consistent trends
- Most laboratory studies have focused on compacted bentonite, therefore it cannot be stated if the effect of temperature on some properties is affected by the initial fabric (compacted powder, grains, pellets) or not.

# CONCLUSIONS

- ✓ Although the effect of **temperatures higher than 100°C** has been considerably studied concerning mineralogical transformations (not always in clearly representative conditions), less is known with respect to HM properties for this range of temperatures:
  - mainly because of the testing experimental issues, since testing at high temperatures involves additional challenges: sensors suitability, vapour leaks, equipment calibration
  - in particular, there are less studies on unsaturated materials

# CONCLUSIONS

- ✓ Different testing approaches may reproduce different phases/concepts of repository
- ✓ The testing approach would depend on what we are looking for: process understanding, parameters for models?

*This work has received funding from the European Union's Horizon  
2020 research and innovation programme under grant agreement  
No 847593.*

**EURAD-WP7 HITEC**

*Roy Chaaya, Jiri Svodoba and other HITEC participants provided results for this  
talk*

# REFERENCES

- Cernochova et al. 2022. The influence of temperature on the behaviour of Mg/Ca bentonite. 8<sup>th</sup> International Conference on clays in natural and engineered barriers for radioactive waste confinement. Clay Conference 2022. Poster 24 / Clay00591.
- Chaaya, R., Gaboreau, S., Raimbourg, H., Tremosa, J. 2022. Impact of Temperature on Mechanical and Geochemical Behavior of Swelling Clay Minerals. AIPEA – XVII INTERNATIONAL CLAY CONFERENCE ICC2022. Scientific Research Abstracts p. 239.
- Couture 1985. Steam rapidly reduces the swelling capacity of bentonite. *Nature*, 318, 50-52
- Daniels, K.A., et al., *Closing repository void spaces using bentonite: does heat make a difference?* Applied Clay Science, 2021. **210**: p. 106124.
- Dohrmann, R., Gröger-Trampe, J., Kaufhold, S. 2022. Cation exchange processes observed in the third excavated parcel of the Alternative Buffer Material test (ABM-5) in Äspö, Sweden, after heating to 250 °C. 8<sup>th</sup> International Conference on clays in natural and engineered barriers for radioactive waste confinement. Clay Conference 2022. Nancy, France, June 13-16<sup>th</sup> 2022.
- Dohrmann, R., Gröger-Trampe, J., Kaufhold, S. 2022. Cation exchange processes in bentonite buffer material test (ABM-5), after heating to 250 °C. AIPEA – XVII INTERNATIONAL CLAY CONFERENCE ICC2022. Scientific Research Abstracts p. 241.
- Gens, Vasconcelos, Olivella 2020. Towards higher temperature in nuclear waste repositories. E3S Web of Conferences 205, 01001. *ICEGT 2020*.
- Graham et al. 2022. In HITEC Deliverable D7.8
- Harjupatana, Miettinen, Kataja, 2022. A method for measuring wetting and swelling of bentonite using X-ray imaging, Applied Clay Science, 221: 106485. <https://doi.org/10.1016/j.clay.2022.106485>.
- Heuser, M., Weber, C., Stanjek, H., Hong Chen, Guntram Jordan, Wolfgang W. Schmahl & Carsten Natzeck. 2014. The Interaction Between Bentonite and Water Vapor. I: Examination of Physical and Chemical Properties. *Clays and Clay Minerals* 62: 188–202. <https://doi.org/10.1346/CCMN.2014.0620303>
- Jacinto, A.C., Villar, M.V., Gómez-Espina, R., Ledesma, A. 2009. Adaptation of the van Genuchten expression to the effects of temperature and density for compacted bentonites. *Applied Clay Science* 42: 575–582.
- Karnland, O., Olsson, S., Dueck, A., Birgersson, M., Nilsson, U., Hernan-Hakansson, T., Pedersen, K., Nilsson, S., Eriksen, T.E., Rosborg, B. 2009a. Long-term test of buffer material at the Äspö Hard Rock Laboratory, LOT project. Final report on the A2 test parcel. SKB report TR-09-29, Svensk Kärnbränslehantering AB. Stockholm, 295 pp.

# REFERENCES

- Kašpar et al. 2021. Geochemical, Geotechnical, and Microbiological Changes in Mg/Ca Bentonite after Thermal Loading at 150 °C. *Minerals* 2021, 11, 965. <https://doi.org/10.3390/min11090965>
- Kirkham et al. 2020. Development of a new temperature-controlled oedometer. *E3S Web of Conferences* 205, 04015. ICEGT 2020. <https://doi.org/10.1051/e3sconf/202020504015>
- Laufek et al. 2021 Mineralogical, Geochemical and Geotechnical Study of BCV 2017 Bentonite—The Initial State and the State following Thermal Treatment at 200°C. *Minerals* 2021, 11, 871. <https://doi.org/10.3390/min11080871>
- Leupin, O.X. (Ed.), Birgersson, M., Karnland, O., Korkeakoski, P., Sellin, P., Mäder, U., Wersin, P. 2014. Montmorillonite stability under near-field conditions. NAGRA TR14-12. Wettingen, 104 pp.
- Liu et al. 2022. Temperature effects on water retention behaviour and structural evolution of GMZ bentonite pellet mixtures. *Applied Clay Science* 222: 106492. <https://doi.org/10.1016/j.clay.2022.106492>.
- Liu et al. 2022. Water infiltration and swelling pressure development in GMZ bentonite pellet mixtures with consideration of temperature effects. *Engineering Geology* 305: 106718. <https://doi.org/10.1016/j.enggeo.2022.106718>.
- Olsson, S., Jensen, V., Johannesson, L.E., Hansen, E., Karnland, O., Kumpulainen, S., Kiviranta, L., Svensson, D., Hansen, S., Lindén, J. 2013. Prototype Repository. Hydro-mechanical, chemical and mineralogical characterization of the buffer and tunnel backfill material from the outer section of the Prototype Repository. SKB report TR-13-21.
- Pusch, R.; Karnland, O. & Hökmark, H. (1990): GMM -A general microstructural model for qualitative and quantitative studies on smectite clays. SKB Technical Report TR 90-43. 94 pp. Stockholm.
- Sudheer Kumar, R.; Podlech, C.; Grathoff, G.; Warr, L.N.; Svensson, D. 2021. Thermally Induced Bentonite Alterations in the SKB ABM5 Hot Bentonite Experiment. *Minerals* 11, 1017. <https://doi.org/10.3390/min11091017>
- Sun, D. Mašín, J. Najser, G. Scaringi, 2020. *Eng. Geol.* 269, 105549. [10.1016/j.enggeo.2020.105549](https://doi.org/10.1016/j.enggeo.2020.105549)
- Svensson, D., 2015. The Bentonite barrier. Swelling properties, redox chemistry and mineral evolution. Doctoral thesis. Lund. ISBN 978-91-7422-385-9.
- Van Humbeeck, H., Verstricht, J., Li, X.L., De Cannière, P., Bernier, F., Kursten, B. 2009. The OPHELIE mock-up. Final report. EURIDICE report 09-134. 197 pp. <http://www.euridice.be/sites/default/files/scientific/OPHELIE%20mockup%20final%20report%20low%20resolution.pdf>



# REFERENCES

- Vettese, G.F., Fairuz, A., Pakkanen, N., Li, X., Siitari-Kauppi, M. 2022. Increased temperature effects on Na-Wyoming bentonite: Significance for deep geological radioactive waste disposal. AIPEA – XVII INTERNATIONAL CLAY CONFERENCE ICC2022. Scientific Research Abstracts p. 239.
- Villar, M.V. & Gómez-Espina, R. 2009. Report on thermo-hydro-mechanical laboratory tests performed by CIEMAT on FEBEX bentonite 2004-2008. Informes Técnicos CIEMAT 1178. Madrid, 67 pp. Agosto 2009.
- Villar M.V., Gutiérrez-Álvarez, C., Martín P.L., 2020. Low-suction water retention capacity of bentonite at high temperature. In: Cardoso, R., Jommi, C., Romero, E. (Eds.) 4th European Conference on Unsaturated Soils (E-UNSAT 2020). E3S Web of Conferences 195, 04010 (2020). <https://doi.org/10.1051/e3sconf/202019504010>
- Villar, M.V., Iglesias, R.J., Gutiérrez-Álvarez, C. 2022. PROJECT HITEC: Dismantling of a THM column cell with MX-80 pellets simulating the HE-E in situ experiment. Technical Report CIEMAT/DMA/2G222/1/22. Madrid, 40 pp.
- Wersin, P., Johnson, L.H., McKinley, I.G. 2007. Performance of the bentonite barrier at temperatures beyond 100°C: A critical review. *Physics and Chemistry of the Earth* 32(8–14): 780–788.
- Wu et al. 2022. THMC behaviors of bentonite clay under hydration and high temperature heating. 8th International Conference on clays in natural and engineered barriers for radioactive waste confinement. Clay Conference 2022. Poster 25 / Clay00194.
- Xu, Y., Sun, D., Zeng, Z., Lv, H. 2019. Temperature dependence of apparent thermal conductivity of compacted bentonites as buffer material for high-level radioactive waste repository. *Applied Clay Science* 174: 10-14.
- Yliharju et al. 2022. Observation of water transport in a temperature controlled small-scale compacted bentonite sample using X-ray tomography and 4D image analysis. 8th International Conference on clays in natural and engineered barriers for radioactive waste confinement. Clay Conference 2022. Oral presentation Clay 00601.
- Zheng,L.; Rutqvist,J.; Birkholzer,J.T.; Liu,H.-H. 2015.On the impact of temperatures up to 200°C in clay repositories with bentonite engineer barrier systems: A study with coupled thermal, hydrological, chemical, and mechanical modeling. *Engineering Geology* 197: 278-295.